



Sheh Fung Screws Co., Ltd
(SQL : 2065)



Investor Conference
December 22, 2020

DISCLAIMER STATEMENT

This presentation and release contain “forward-looking statements” which may include projections of future results of operations, financial condition or business prospects based on our own information and other sources. • Our actual results of operations, financial condition or business prospects may differ from those expressed or implied in these forward-looking statements for a variety of reasons, including but not limited to market demand, price fluctuations, competition, international economic conditions, supply chain issues, exchange rate fluctuations and other risks and factors beyond our control. • The forward-looking statements in this release reflect the current belief of Sheh Fung screws company as of the date of this release. Sheh Fung screws company undertakes no obligation to update these forward-looking statements for events or circumstances that occur subsequent to such date.

目錄

CONTENTS

- 01 General Introduction
- 02 Market Distribution
- 03 R & D Direction
- 04 Operating Performance
- 05 Future Prospects

General Introduction



Date of Establishment: 1973.8.9



Paid-in Capital: TWD 436 Million



Main Products: Construction Screws



Number of Employee: 310



*President
Terry Tu*



*General Manager
Kent Chen*



Manufacturing Facilities



Ciaotou

- Heat Treatment
- Electronic Plating



Mituo

- Heading
- Pinch Pointing
- Threading
- Packing



Yong An

- Coating
- Head Coating



shih fung
screws company
世豐螺絲股份有限公司

Market Distribution



Products Application



Wooden house



Iron roof



Wooden walkway



Interior renovation

Main Products in Various Markets



Self-drilling Screws
Australia 、 Europe



Painted Screws
US



Chipboard Screws
Europe

R & D Direction



New
Materials

Functional
Improvements

Mechanical
properties

Anti-corrosion

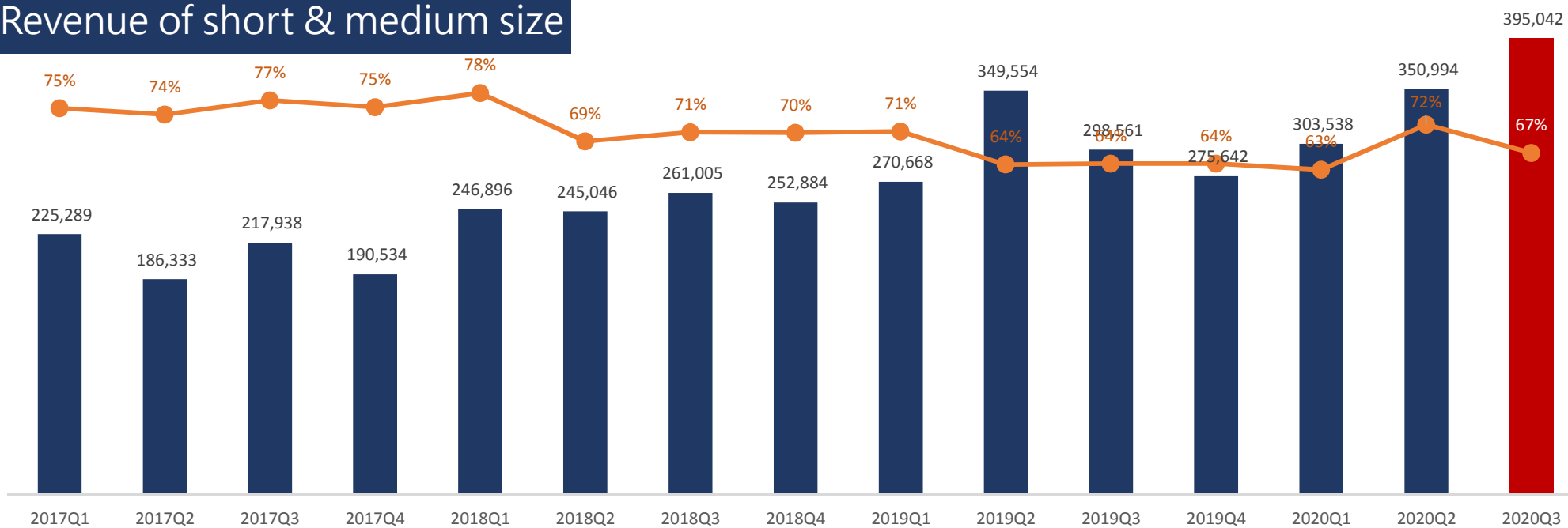
Customer
Service

Operating Performance

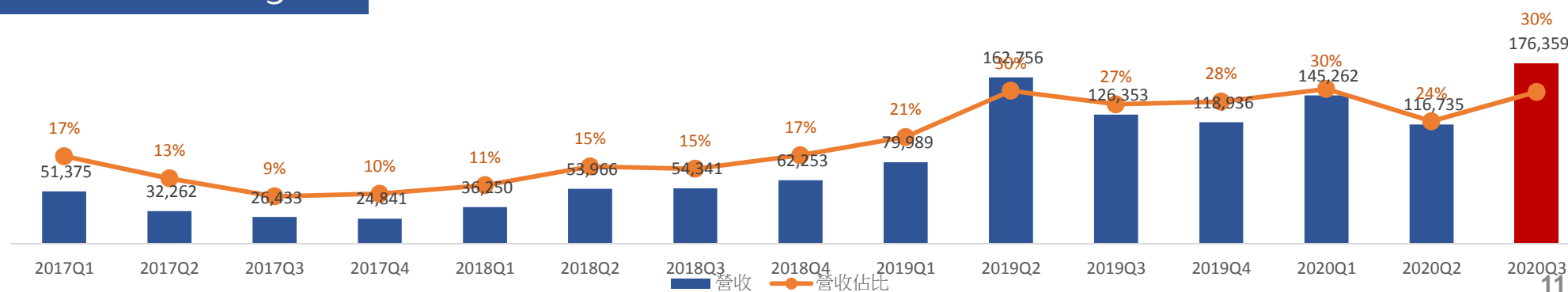
INCOME STATEMENT

Unit : TWD 1,000	2015	2016	2017	2018	2019	2020 Q3
Sales Revenues	1,155,447	1,118,385	1,087,241	1,400,282	1,817,019	1,560,445
Growth Ratio	14%	-3%	-3%	29%	30%	12%
Gross Profit	179,648	196,467	143,565	230,611	343,072	259,592
(%)	15.5%	17.6%	13.2%	16.5%	18.9%	16.6%
Operating Income	49,802	63,283	15,129	96,341	171,715	137,487
(%)	4.3%	5.7%	1.4%	6.9%	9.5%	8.8%
Profit Before Income Tax	64,967	101,937	40,430	115,111	173,360	135,377
(%)	5.6%	9.1%	3.7%	8.2%	9.5%	8.7%
Profit For the Period	54,282	88,973	38,170	93,636	139,098	108,405
(%)	4.7%	8.0%	3.5%	6.7%	7.7%	6.9%
Number of employee	266	290	285	274	310	310
Output per capita(per person)	4,344	3,857	3,815	5,111	5,861	5,034
EPS	1.86	3.04	1.20	2.87	4.26	2.71

Revenue of short & medium size

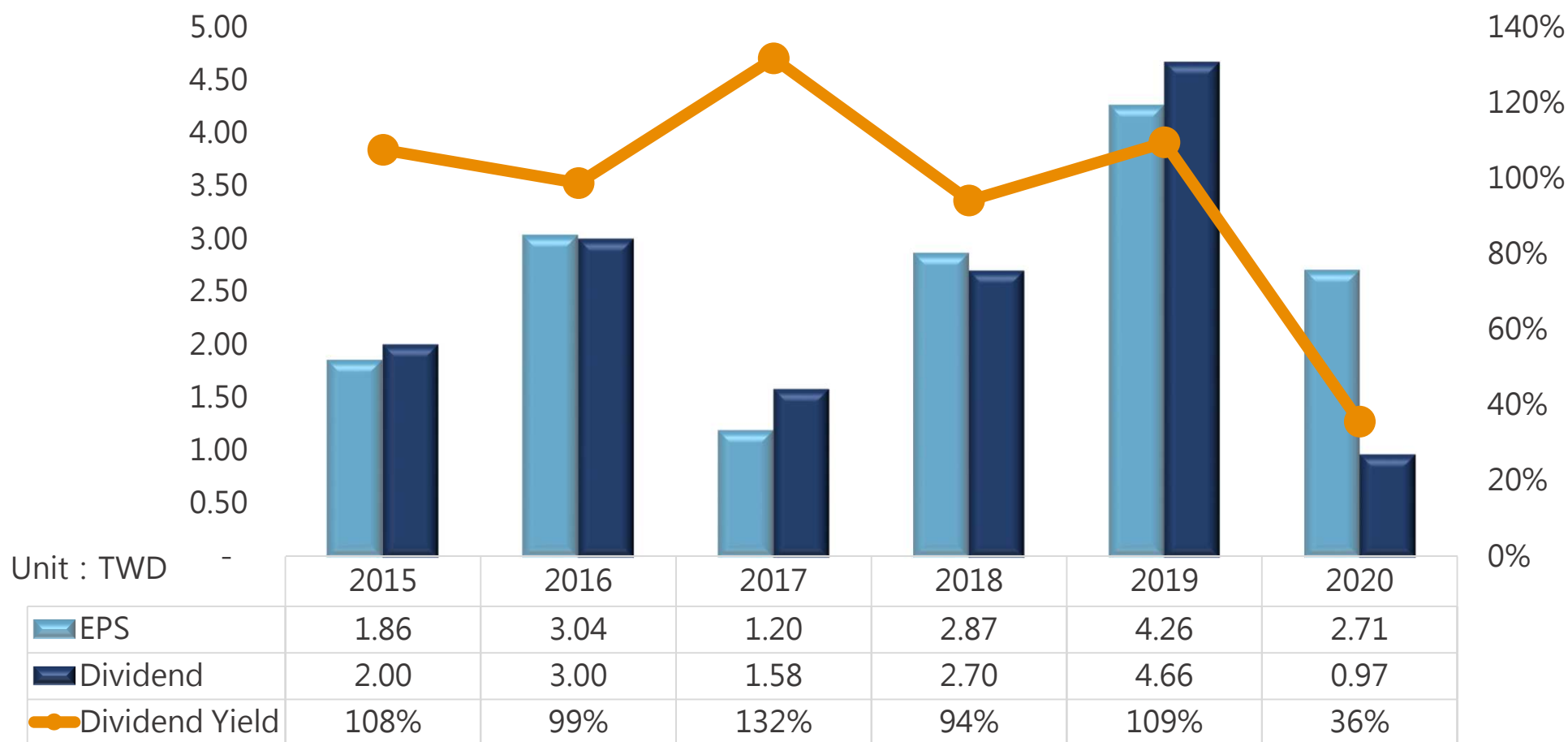


Revenue of long size





Operating Performance



Future Prospects

Coronavirus
period

Raw
Material



Equipment
Improvement

Product
Development



Q&A



shih fung
screws company
世豐螺絲股份有限公司