



Sheh Fung Screws Co., Ltd
(SQL : 2065)



Investor Conference
May 29, 2020

DISCLAIMER STATEMENT

This presentation and release contain “forward-looking statements” which may include projections of future results of operations, financial condition or business prospects based on our own information and other sources. • Our actual results of operations, financial condition or business prospects may differ from those expressed or implied in these forward-looking statements for a variety of reasons, including but not limited to market demand, price fluctuations, competition, international economic conditions, supply chain issues, exchange rate fluctuations and other risks and factors beyond our control. • The forward-looking statements in this release reflect the current belief of Sheh Fung screws company as of the date of this release. Sheh Fung screws company undertakes no obligation to update these forward-looking statements for events or circumstances that occur subsequent to such date.

目錄

CONTENTS

01

General Introduction

02

Market Distribution

03

R & D Direction

04

Operating Performance

05

Future Prospects

General Introduction



Date of Establishment: 1973.8.9



Paid-in Capital: TWD 329 Million



Main Products: Construction Screws



Number of Employee: 295



*President
Terry Tu*



*General Manager
Kent Chen*



Manufacturing Facilities



Ciaotou

- Heat Treatment
- Electronic Plating



Mituo

- Heading
- Pinch Pointing
- Threading
- Packing



Yong An

- Coating
- Head Coating

Market Distribution



Products Application



Wooden
house



Iron
roof



Wooden
walkway



Interior
renovation

Main Products in Various Markets



Self-drilling Screws
Australia 、 Europe




Painted Screws
US



Chipboard Screws
Europe

R & D Direction



New
Materials

Functional
Improvements

Mechanical
properties

Anti-corrosion

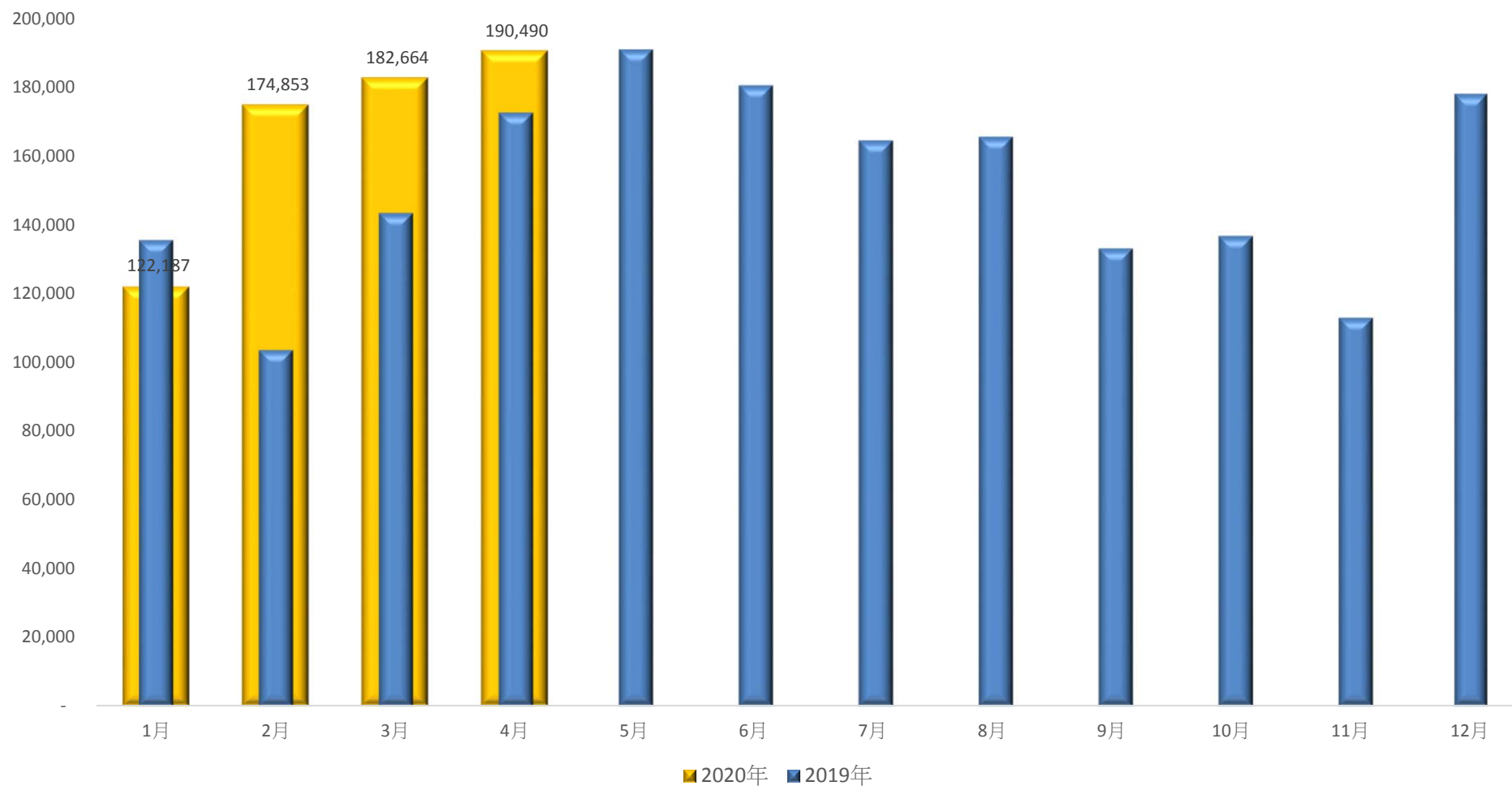
Customer
Service

Operating Performance

INCOME STATEMENT

Unit : TWD 1,000	2015	2016	2017	2018	2019
Sales Revenues	1,155,447	1,118,385	1,087,241	1,400,282	1,817,019
Growth Ratio	14%	-3%	-3%	29%	30%
Gross Profit	179,648	196,467	143,565	230,611	343,072
(%)	15.5%	17.6%	13.2%	16.5%	18.9%
Operating Income	49,802	63,283	15,129	96,341	171,715
(%)	4.3%	5.7%	1.4%	6.9%	9.5%
Profit Before Income Tax	64,967	101,937	40,430	115,111	173,360
(%)	5.6%	9.1%	3.7%	8.2%	9.5%
Profit For the Period	54,282	88,973	38,170	93,636	139,098
(%)	4.7%	8.0%	3.5%	6.7%	7.7%
Number of employee	266	290	285	274	310
Output per capita(per person)	4,344	3,857	3,815	5,111	5,861
EPS	1.86	3.04	1.20	2.87	4.26

Operating Performance

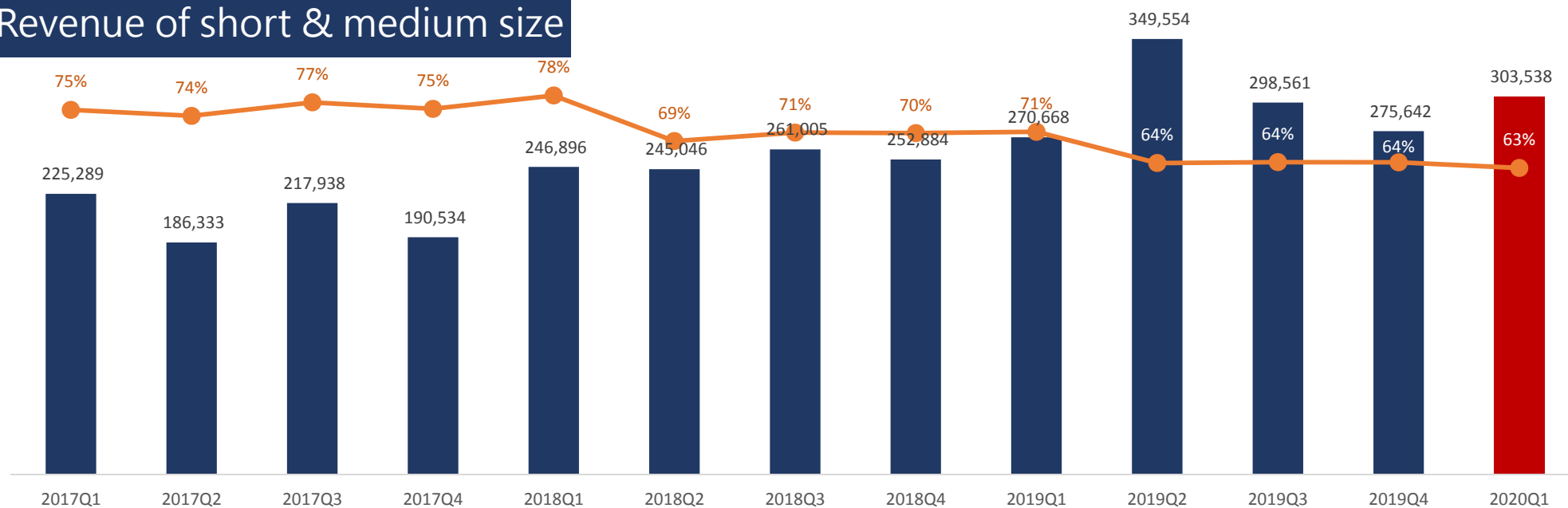




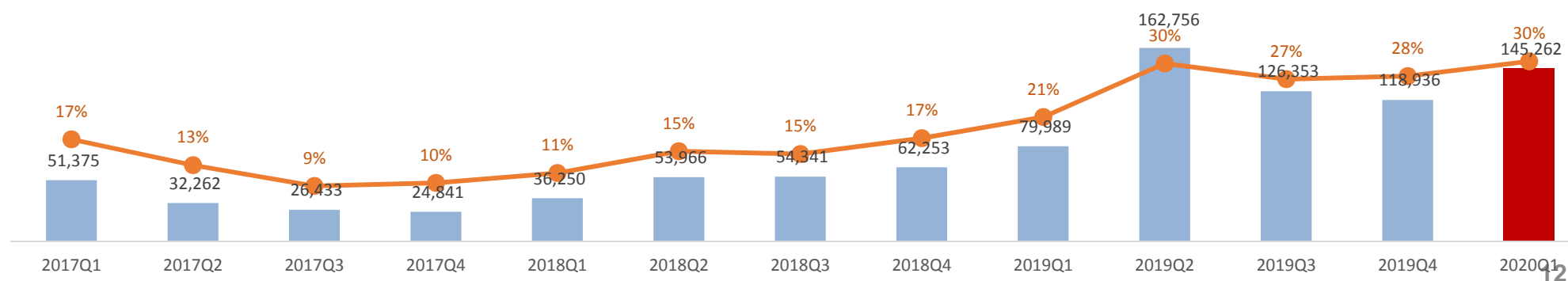
shih fung
screws company
世豐螺絲股份有限公司

Operating Performance

Revenue of short & medium size

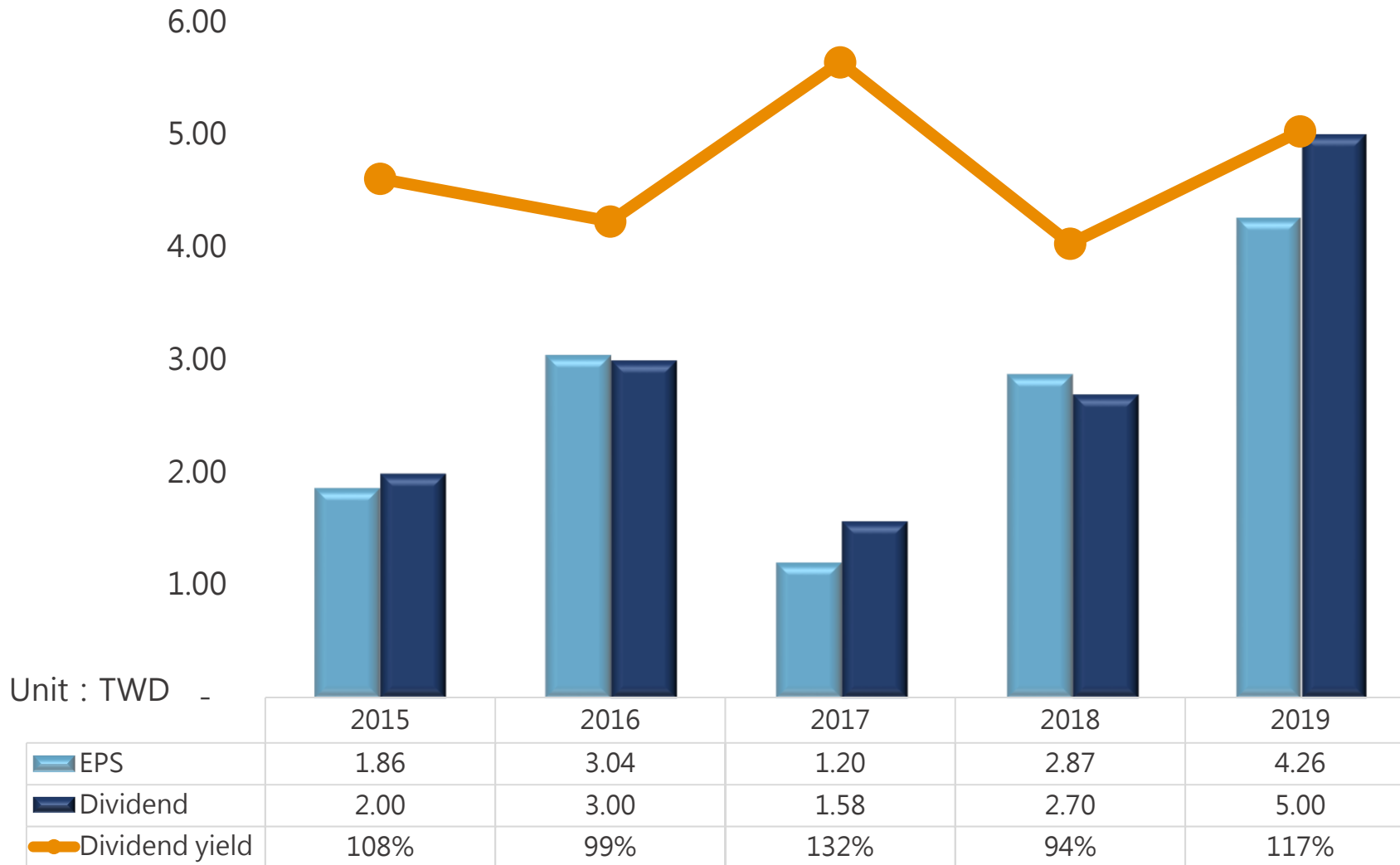


Revenue of long size





Operating Performance



Future Prospects

Market
Fluctuation ●

Flexible
Management ●



● Intelligent
Management

● Long-Term
Partnership



Q&A



sheh fung
screws company
世豐螺絲股份有限公司