



# Sheh Fung Screws Co., Ltd

(SQL : 2065)

# 2021

## Investor Conference

March 30, 2021

Investor Relations Contact : Maggie Chen

07-6116116 # 303



# DISCLAIMER STATEMENT

**This presentation and release contain “forward-looking statements” which may include projections of future results of operations, financial condition or business prospects based on our own information and other sources. Our actual results of operations, financial condition or business prospects may differ from those expressed or implied in these forward-looking statements for a variety of reasons, including but not limited to market demand, price fluctuations, competition, international economic conditions, supply chain issues, exchange rate fluctuations and other risks and factors beyond our control. The forward-looking statements in this release reflect the current belief of Sheh Fung screws company as of the date of this release. Sheh Fung screws company undertakes no obligation to update these forward-looking statements for events or circumstances that occur subsequent to such date.**

# 目錄

## CONTENTS

01

General Introduction

02

Market Distribution

03

R & D Direction

04

Operating Performance

05

Future Prospects

# General Introduction



**Date of Establishment: 1973.8.9**



**Paid-in Capital: TWD 450 Million**



**Main Products: Construction Screws**



**Number of Employee: 310**



*President  
Terry Tu*



*General Manager  
Kent Chen*



# Manufacturing Facilities



Ciaotou

- Heat Treatment
- Electronic Plating



Mituo

- Heading
- Pinch Pointing
- Threading
- Packing



Yong An

- Coating
- Head Coating



# R & D Direction



New  
Materials

Functional  
Improvements

Mechanical  
properties

Anti-corrosion

Customer  
Service

# Products Application



Wooden house



Iron roof



Wooden walkway



Interior renovation



# Main Products in Various Markets



Self-drilling Screws  
Australia 、 Europe



Painted Screws  
US



Chipboard Screws  
Europe





sheh fung  
screws company  
世豐螺絲股份有限公司

# Market Distribution

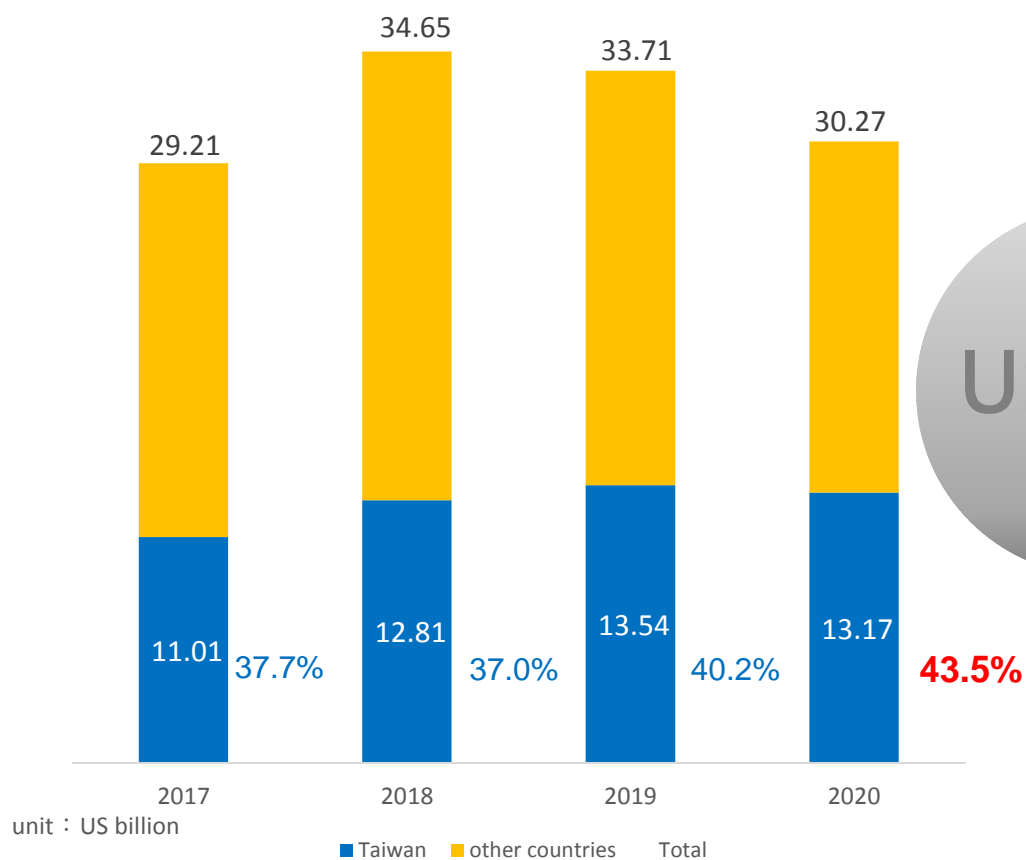




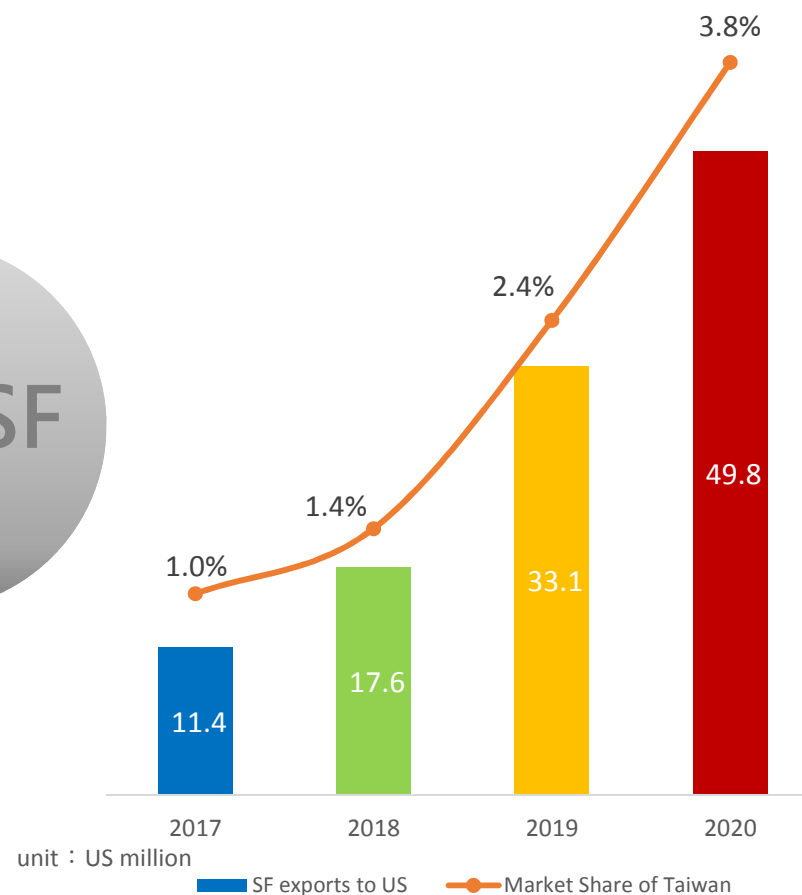
shih fung  
screws company  
世豐螺絲股份有限公司

# American Market

U.S. imports of screws from all countries



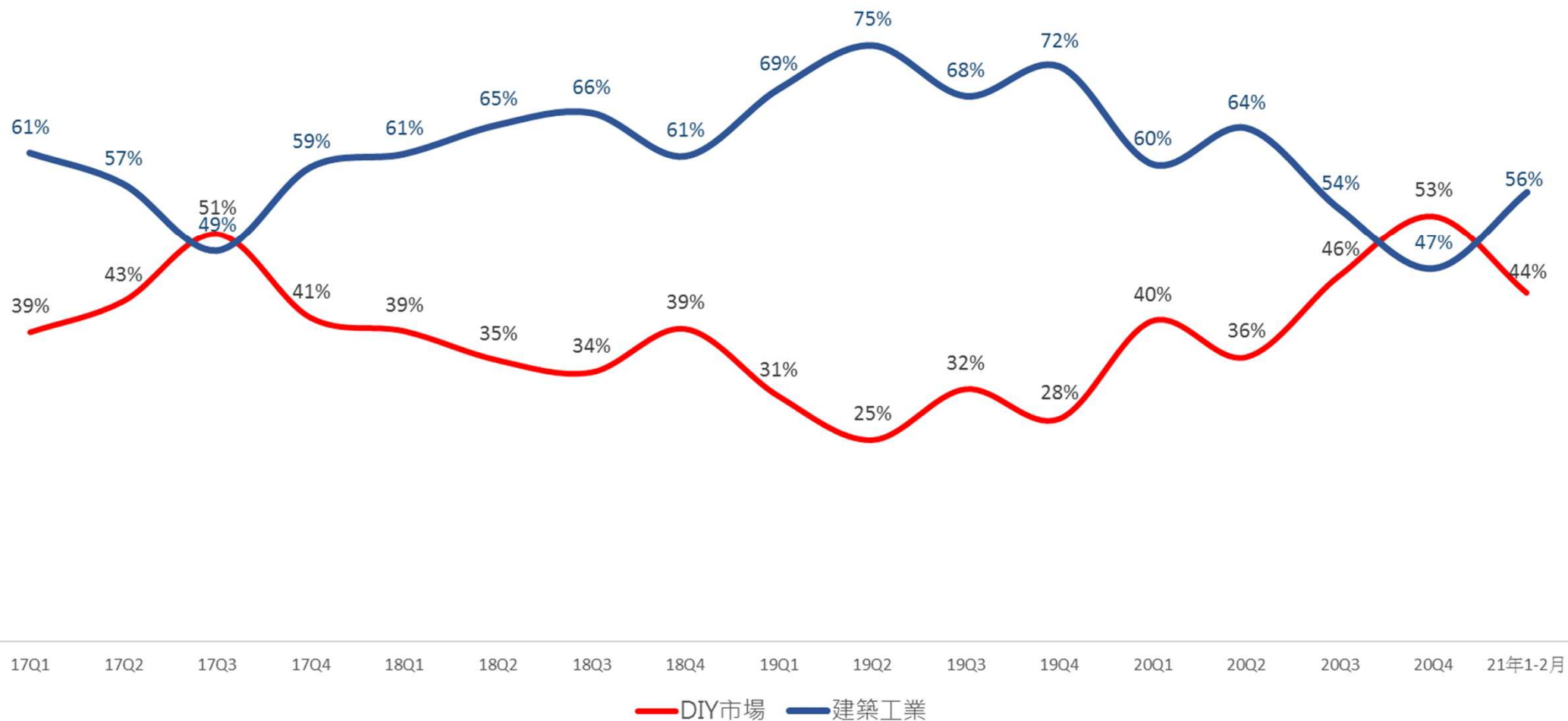
SF exports to US





shih fung  
screws company  
世豐螺絲股份有限公司

# Market Application

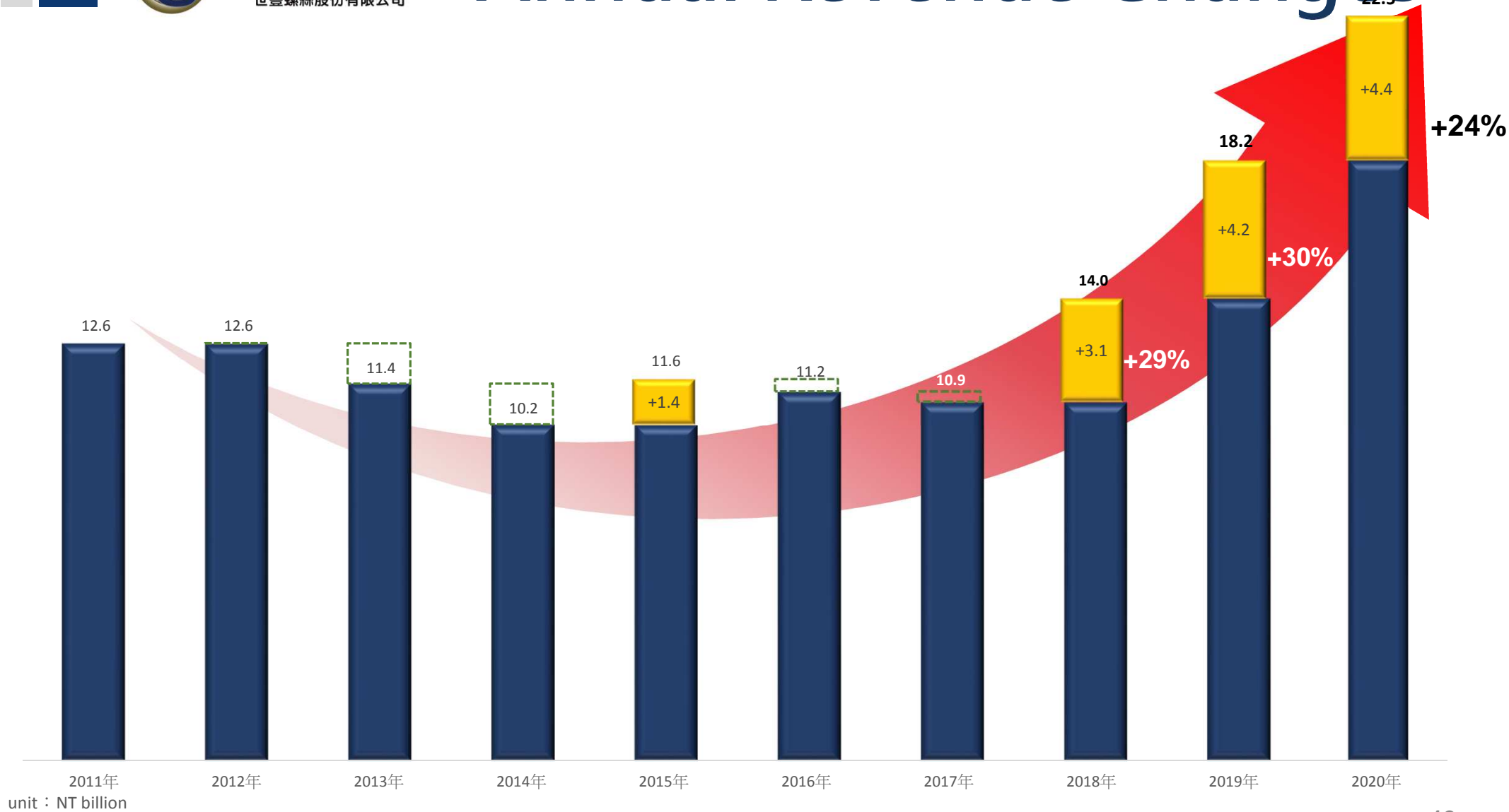






shih fung  
screws company  
世豐螺絲股份有限公司

# Annual Revenue Changes



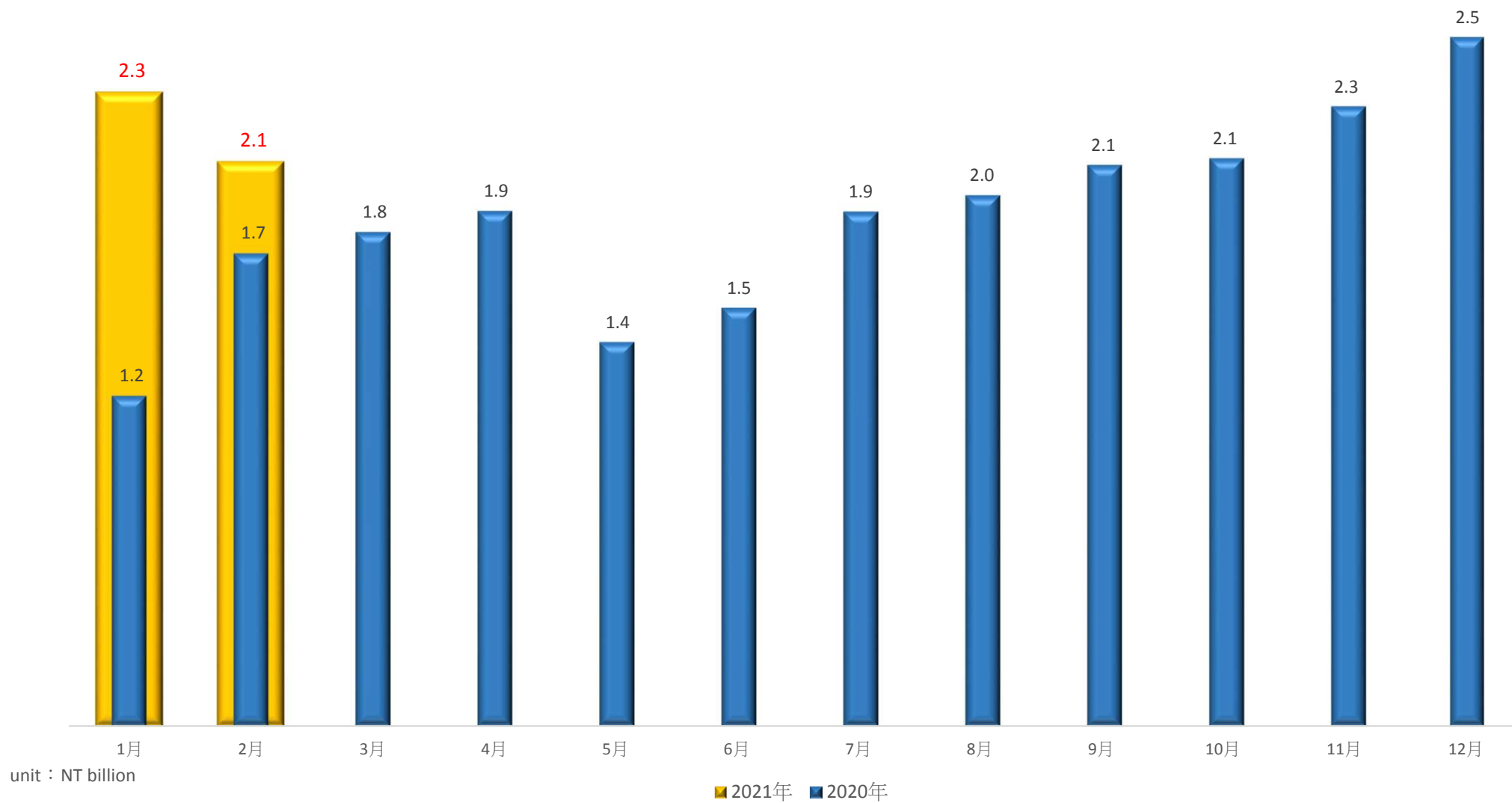
# Operating Performance

## INCOME STATEMENT

Unit : TWD 1,000

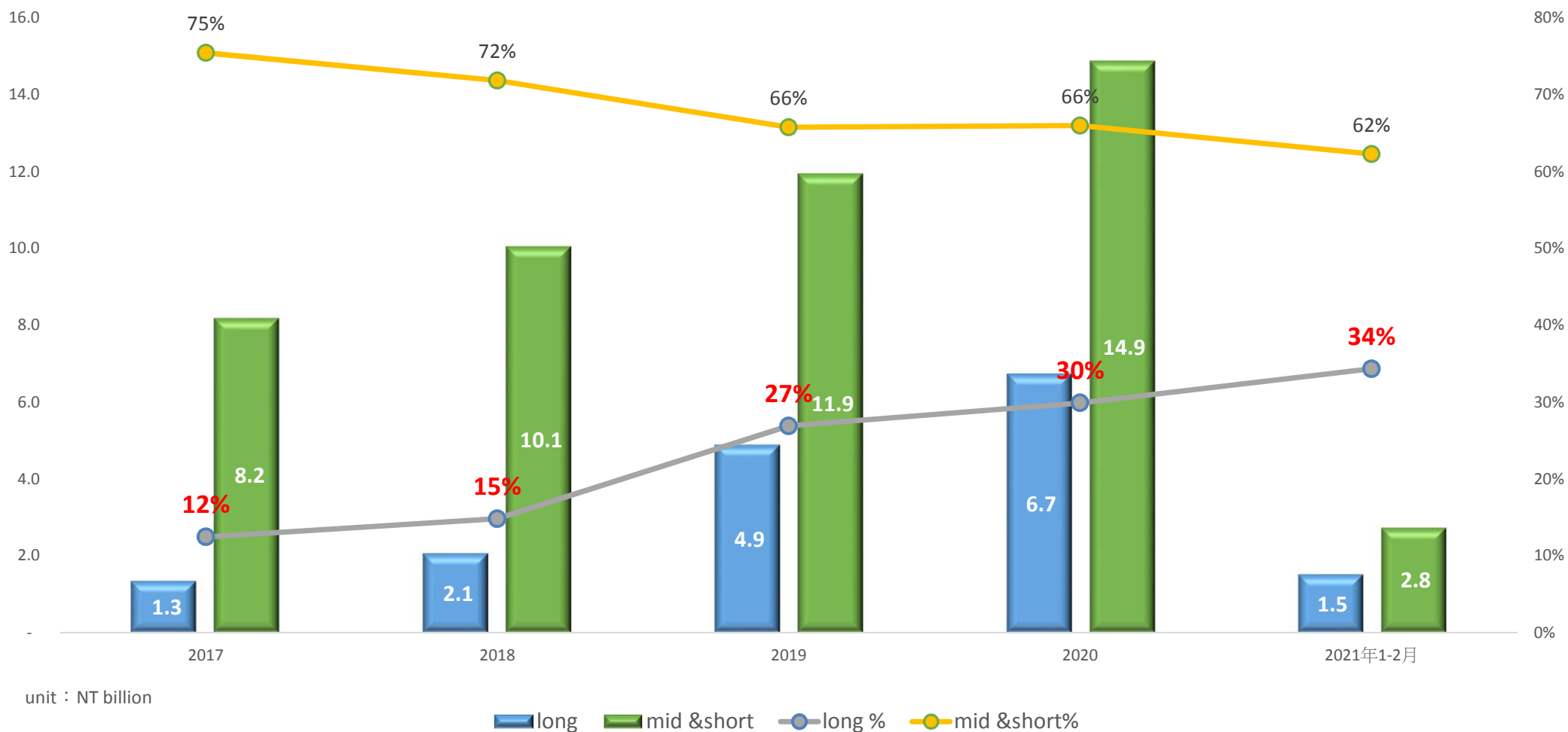
	2016	2017	2018	2019	2020
<b>Sales Revenues</b>	<b>1,118,385</b>	<b>1,087,241</b>	<b>1,400,282</b>	<b>1,817,019</b>	<b>2,253,521</b>
Growth Ratio	-3%	-3%	29%	30%	24%
<b>Gross Profit</b>	<b>196,467</b>	<b>143,565</b>	<b>230,611</b>	<b>343,072</b>	<b>372,835</b>
(%)	17.6%	13.2%	16.5%	18.9%	16.5%
<b>Operating Income</b>	<b>133,184</b>	<b>128,436</b>	<b>134,270</b>	<b>171,357</b>	<b>170,311</b>
(%)	11.9%	11.8%	9.6%	9.4%	7.6%
<b>Profit Before Income Tax</b>	<b>63,283</b>	<b>15,129</b>	<b>96,341</b>	<b>171,715</b>	<b>202,524</b>
(%)	5.7%	1.4%	6.9%	9.5%	9.0%
<b>Profit For the Period</b>	<b>88,973</b>	<b>38,170</b>	<b>93,636</b>	<b>139,098</b>	<b>152,091</b>
(%)	8.0%	3.5%	6.7%	7.7%	6.7%
<b>Number of employee</b>	<b>290</b>	<b>285</b>	<b>274</b>	<b>310</b>	<b>310</b>
Output per capita(per person)	3,857	3,815	5,111	5,861	7,269
<b>EPS</b>	<b>3.04</b>	<b>1.20</b>	<b>2.87</b>	<b>3.55</b>	<b>3.71</b>
Capital(Billion)	3.0	3.3	3.3	3.3	4.5

# Monthly Revenue Changes

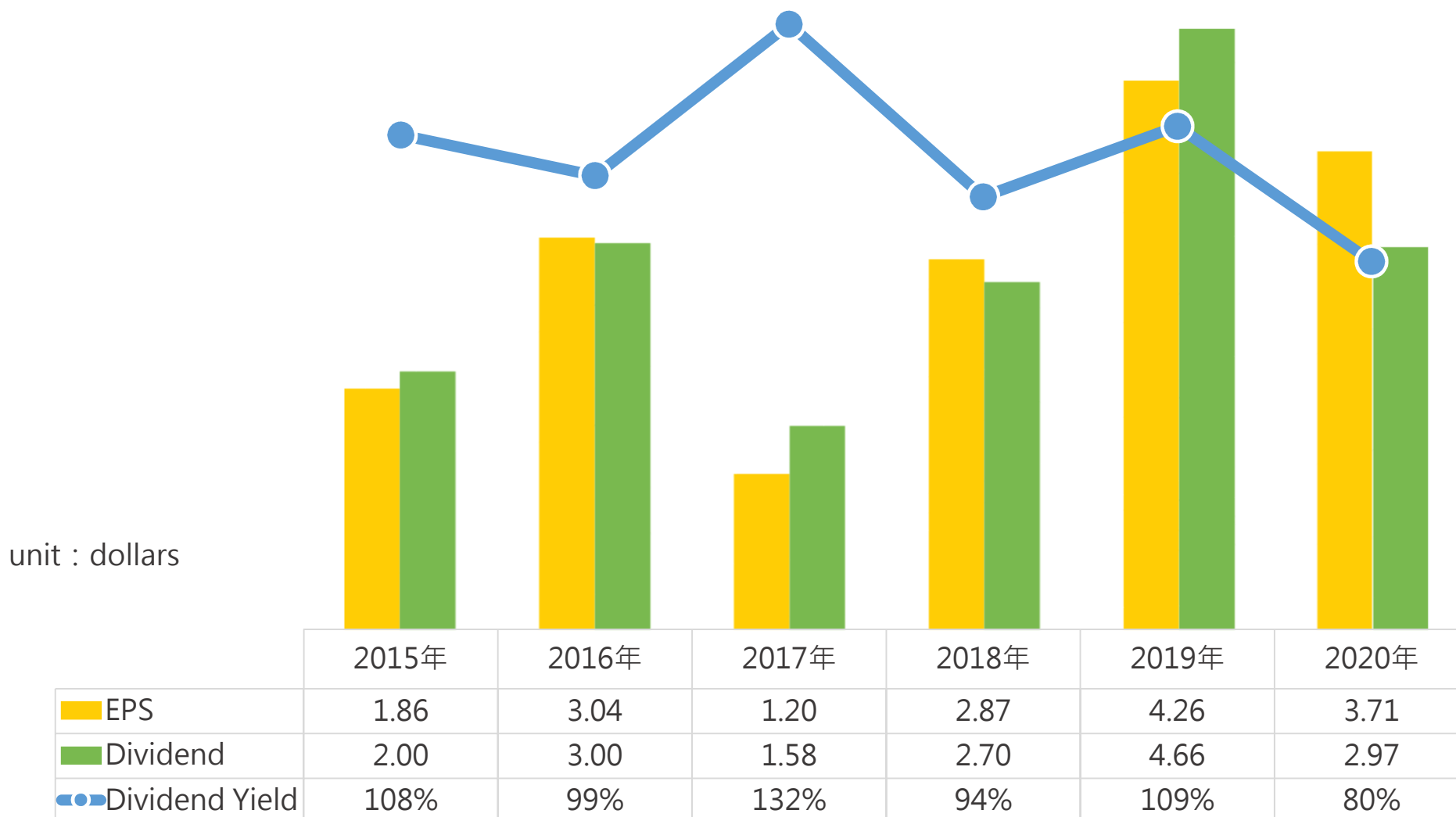




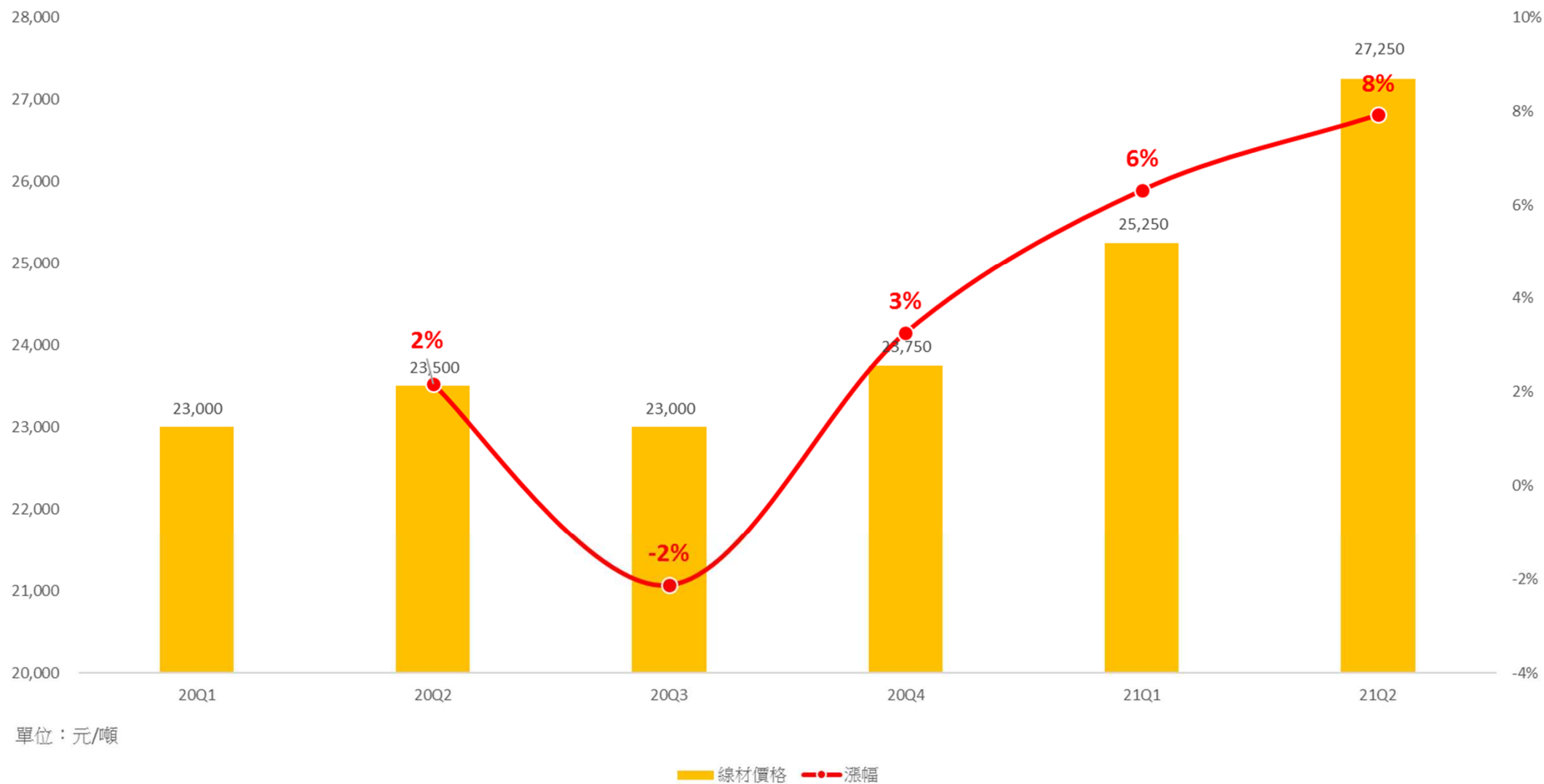
# Screw Revenue changes by size



# Operating Performance



# Raw Material price changes







sheh fung  
screws company  
世豐螺絲股份有限公司

# 未來展望 Future Perspectives

Coronavirus  
period



外在環境



Equipment  
Improvement

內部設備

Raw  
Material

原料物供給



未來發展

Product  
Development





# Q&A



**shih fung**  
**screws company**  
世豐螺絲股份有限公司