



sheh fung
vs company
世豐螺絲股份有限公司

Sheh Fung Screws Co., Ltd

(SQL : 2065)

2022

Investor Conference

Nov 24, 2022

Investor Relations Contact : Maggie Chen

07-6116116 # 303





DISCLAIMER STATEMENT

This presentation and release contain “forward-looking statements” which may include projections of future results of operations, financial condition or business prospects based on our own information and other sources. Our actual results of operations, financial condition or business prospects may differ from those expressed or implied in these forward-looking statements for a variety of reasons, including but not limited to market demand, price fluctuations, competition, international economic conditions, supply chain issues, exchange rate fluctuations and other risks and factors beyond our control. The forward-looking statements in this release reflect the current belief of Sheh Fung screws company as of the date of this release. Sheh Fung screws company undertakes no obligation to update these forward-looking statements for events or circumstances that occur subsequent to such date.

目錄

CONTENTS

01 General Introduction

02 Market Distribution

03 R & D Direction

04 Operating Performance

05 Future Prospects

General Introduction



Date of Establishment: 1973.8.9



Paid-in Capital: TWD 543 Million



Main Products: Construction Screws



Number of Employee: 295



*President
Terry Tu*



*General Manager
Kent Chen*



Manufacturing Facilities



- Heat Treatment
- Electronic Plating
- Coating
- Head Coating



- Heading
- Pinch Pointing
- Threading
- Packing

R & D Direction



New
Materials

Functional
Improvements

Mechanical
properties

Anti-corrosion

Customer
Service

Products Application



Wooden house



Iron roof



Wooden walkway



Interior renovation

Main Products in Various Markets



Self-drilling Screws
Australia 、 Europe



Painted Screws
US

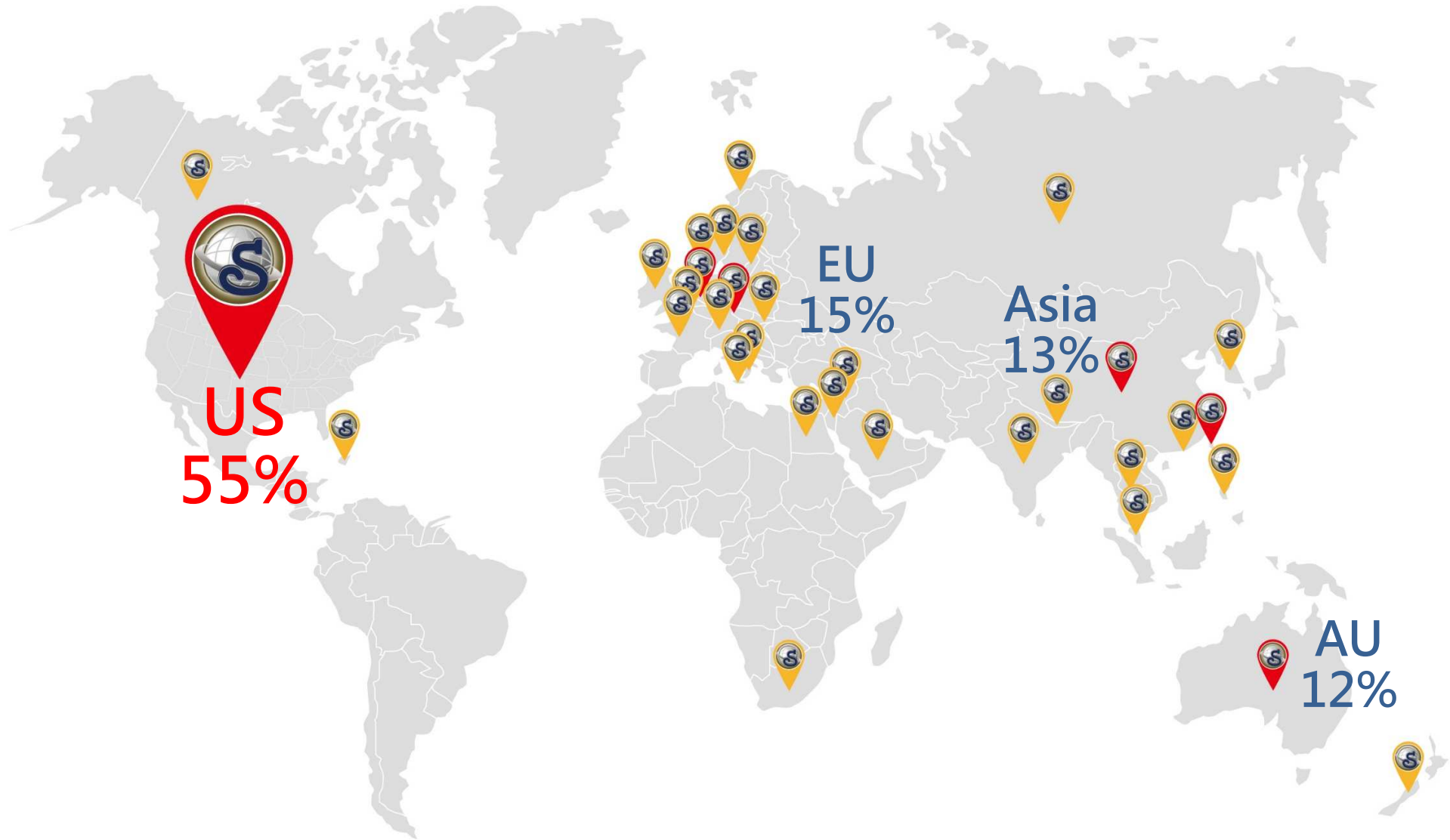


Chipboard Screws
Europe

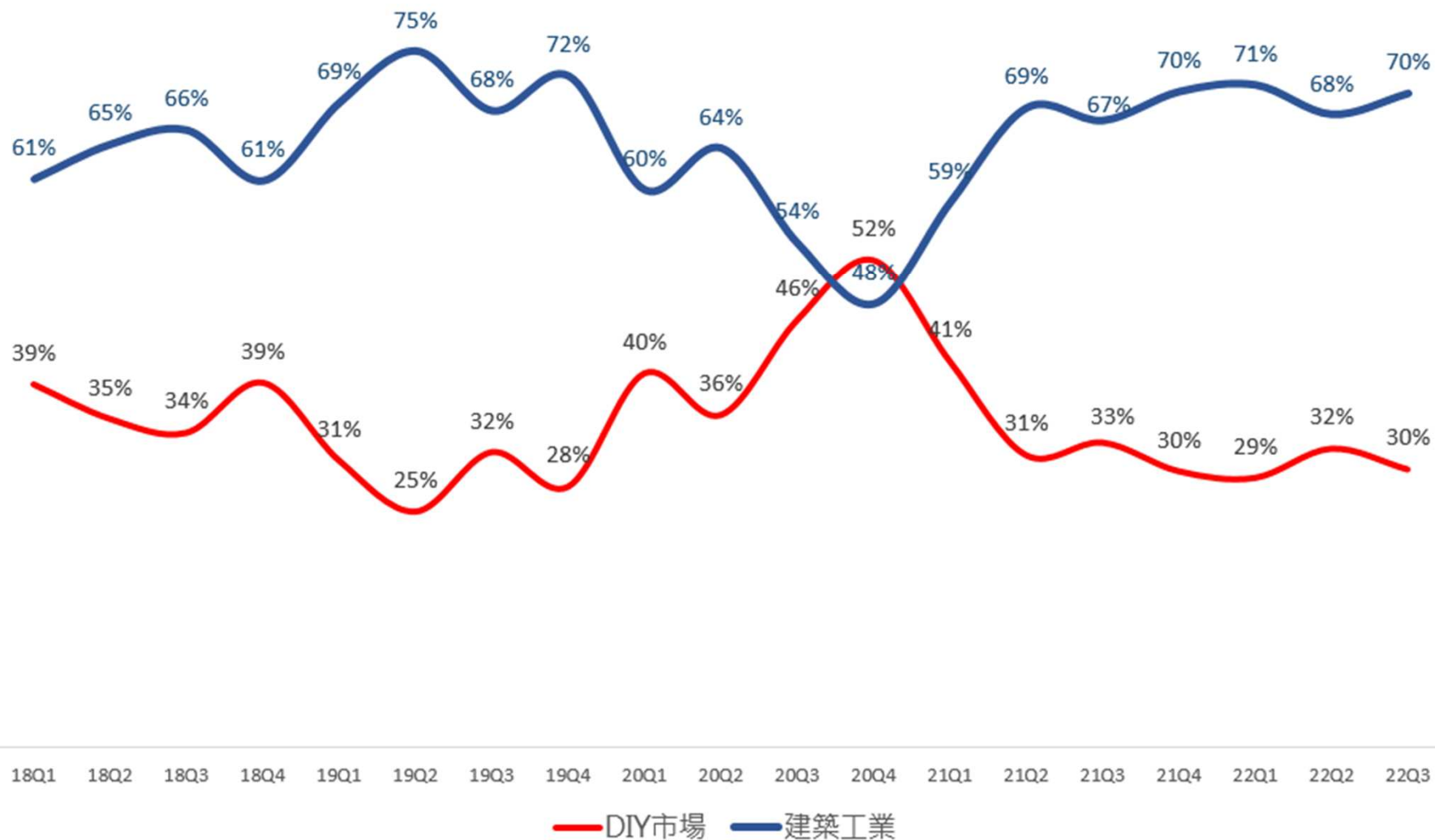


shih fung
screws company
世豐螺絲股份有限公司

Market Distribution



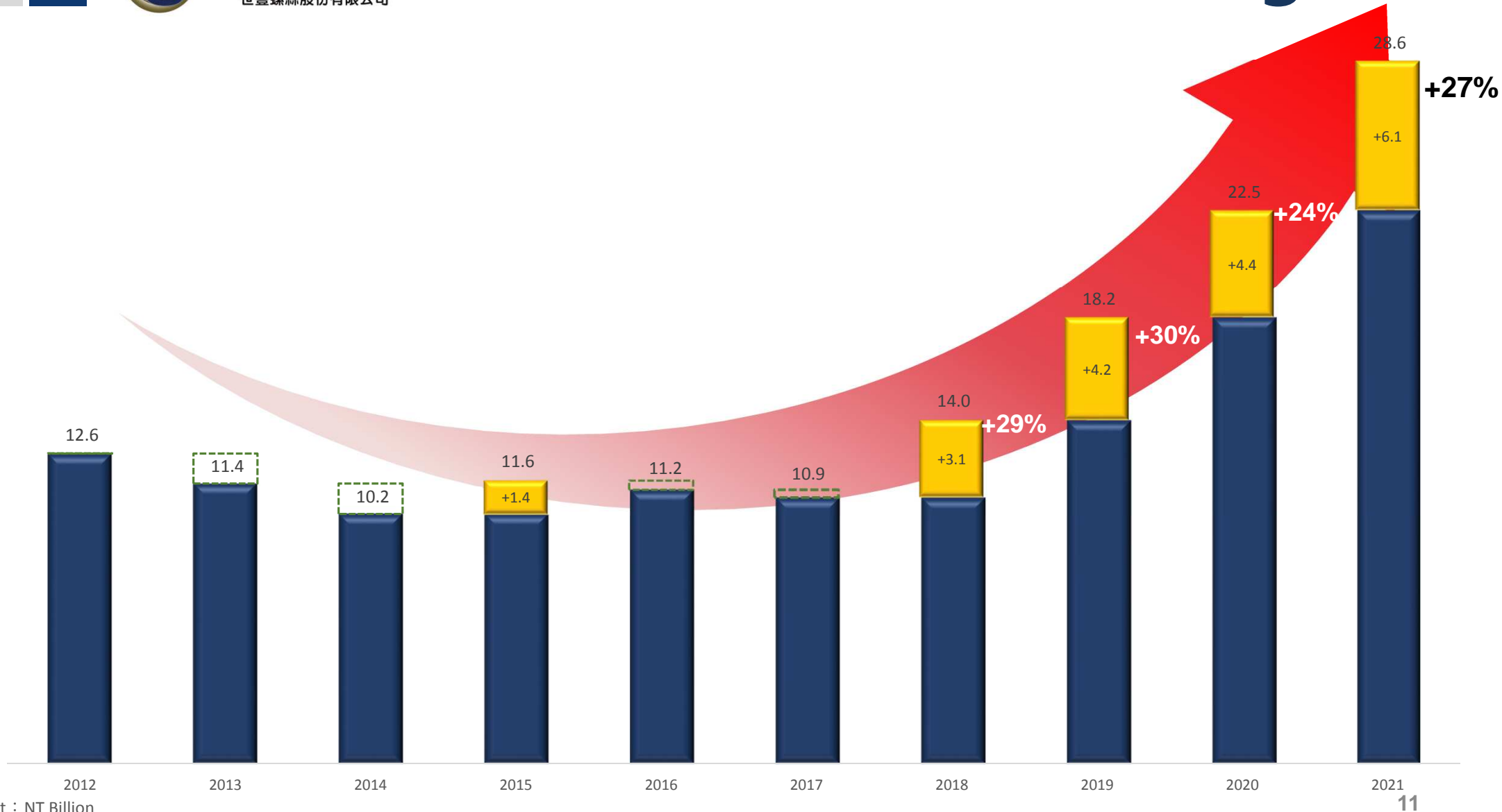
Market Application





sheh fung
screws company
世豐螺絲股份有限公司

Annual Revenue Changes



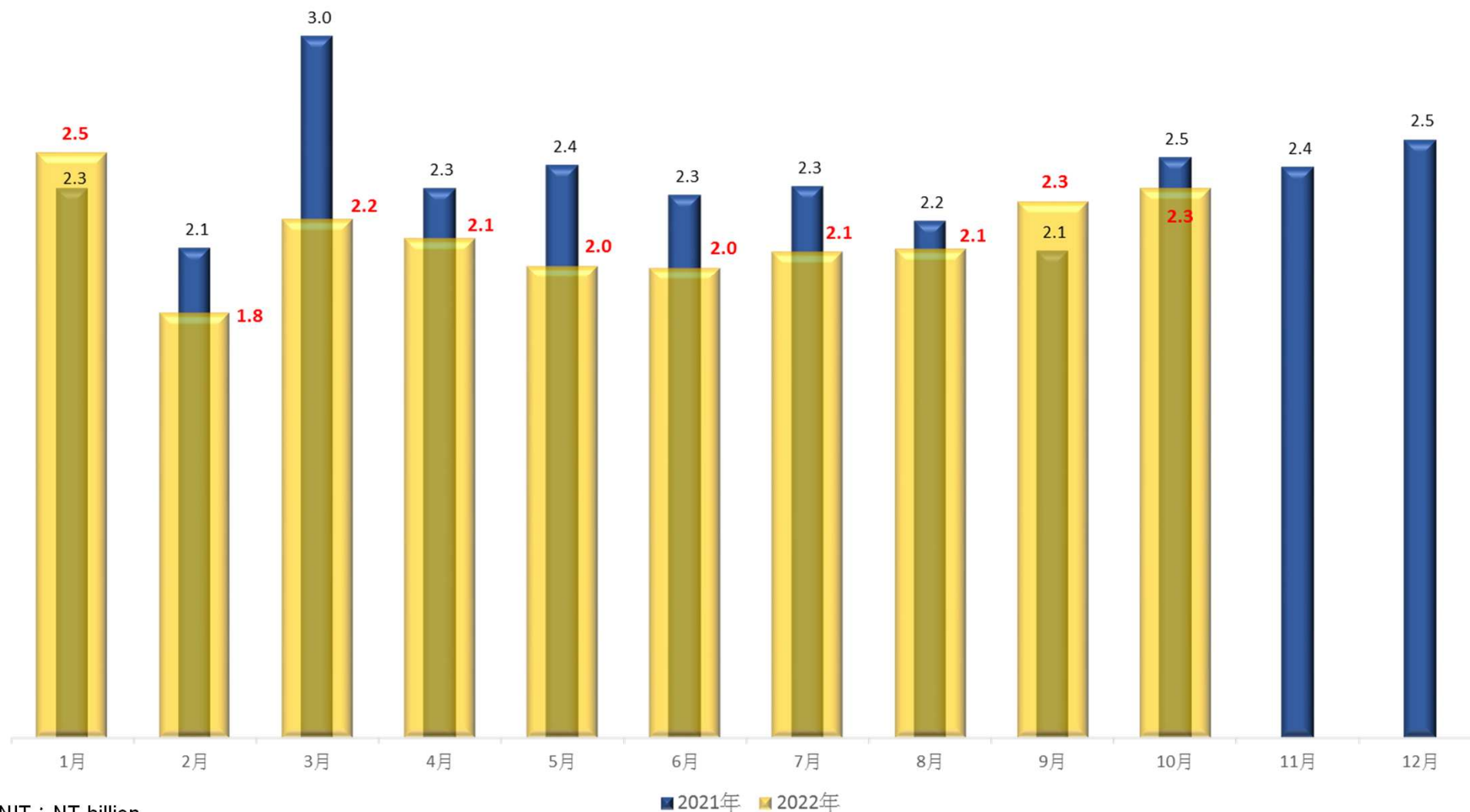
Operating Performance

INCOME STATEMENT

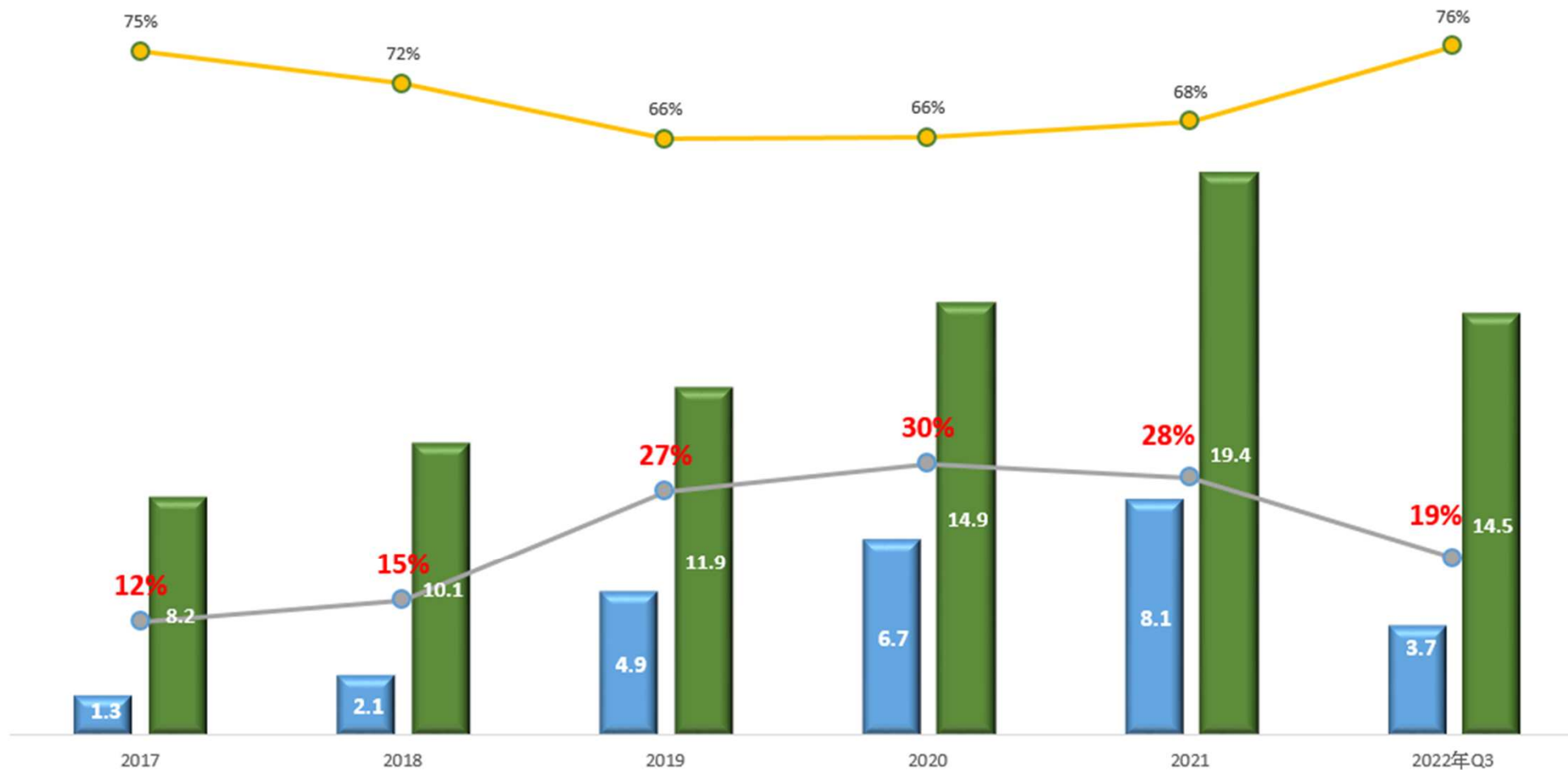
Unit : TWD 1,000

	2017	2018	2019	2020	2021	2022 Q3
Sales Revenues	1,087,241	1,400,282	1,817,019	2,253,521	2,859,385	1,908,254
Growth Ratio	-3%	29%	30%	24%	27%	
Gross Profit	143,565	230,611	343,072	372,835	569,240	429,792
(%)	13.2%	16.5%	18.9%	16.5%	19.9%	22.5%
Operating expenses	128,436	134,270	171,715	170,311	220,344	141,061
(%)	11.8%	9.6%	9.5%	7.6%	7.7%	7.4%
Net operating income	15,129	96,341	171,715	202,524	348,896	288,731
(%)	1.4%	6.9%	9.5%	9.0%	12.2%	15.1%
Profit For the Period	38,170	93,636	139,098	152,091	275,900	289,103
(%)	3.5%	6.7%	7.7%	6.7%	9.6%	15.2%
Number of employee	285	274	310	310	302	295
Output per capita(per person)	3,815	5,111	5,861	7,269	9,468	6,469
EPS	1.20	2.87	3.55	3.71	5.42	5.36
Capital(Billion)	3.3	3.3	3.3	4.5	5.4	5.4

Monthly Revenue Changes



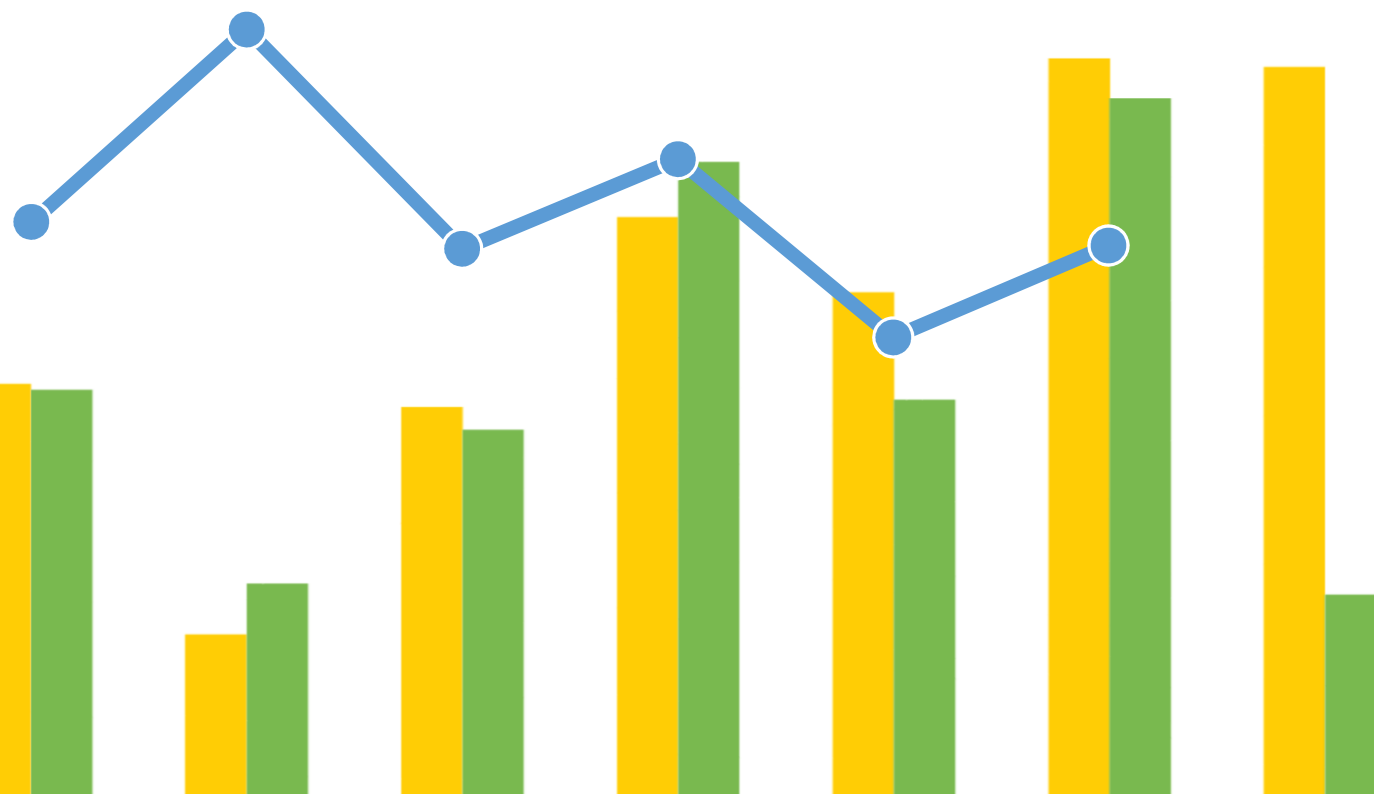
Screw Revenue changes by size



UNIT : NT billion

■ 長呎吋
 ■ 中短呎吋
 ● 長呎吋佔比%
 ● 中短呎吋佔比%

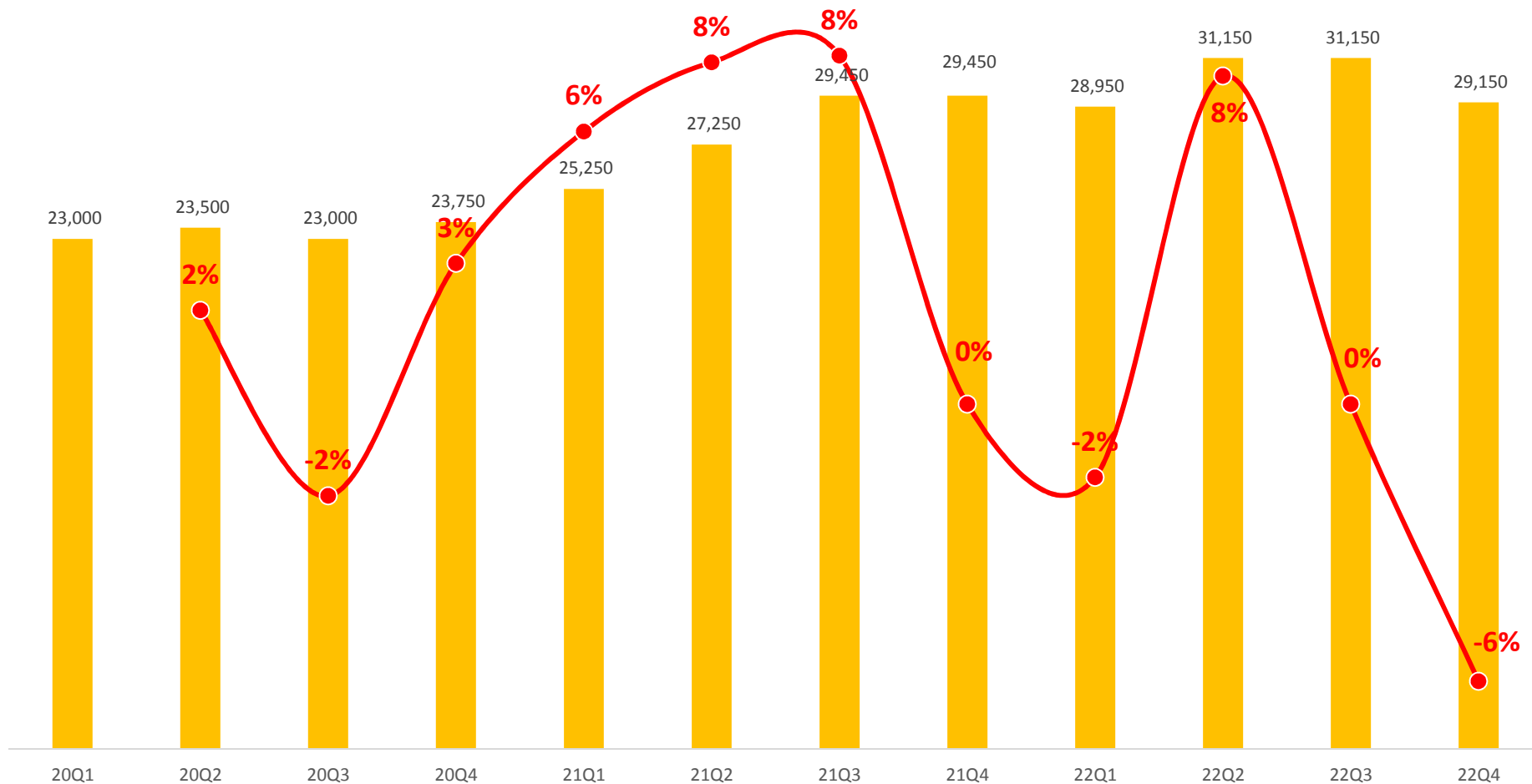
Operating Performance



單位：元

	2016年	2017年	2018年	2019年	2020年	2021年	2022年Q3
■ EPS	3.04	1.20	2.87	4.26	3.71	5.42	5.36
■ Dividend	3.00	1.58	2.70	4.66	2.93	5.13	1.50
● Dividend Yield	99%	132%	94%	109%	79%	95%	

Raw Material price changes



單位：元/噸

盤元基價 漲幅



Future Perspectives

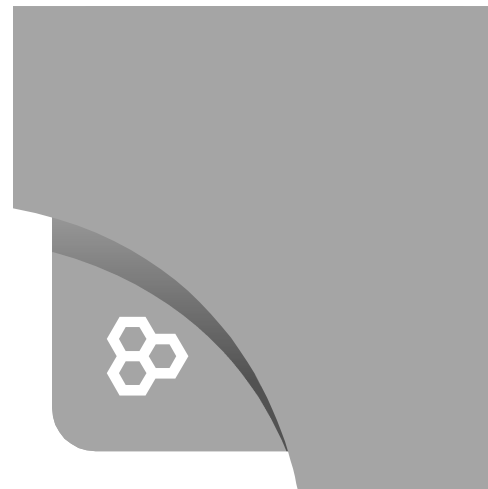
**Business
Strategy**



**Market
Planning**



**Financial
Structure**



**Product
Development**





Q&A



sheh fung
screws company
世豐螺絲股份有限公司