



# 世豐螺絲股份有限公司

(股票代號：2065)

# 2022

法人說明會

2022年4月27日





sheh fung  
screws company

# 免責聲明 Disclaimer

本資料及相關討論可能包含對於未來展望的表述。該類表述是基於現況所得的預期，可能受各種已知或未知風險及不確定性因素影響，而造成實際結果與陳述內容發生顯著不符，使用者應自行判斷與承擔投資風險。

This presentation and release contain “forward-looking statements” which may include projections of future results of operations, financial condition or business prospects based on our own information and other sources. • Our actual results of operations, financial condition or business prospects may differ from those expressed or implied in these forward-looking statements for a variety of reasons, including but not limited to market demand, price fluctuations, competition, international economic conditions, supply chain issues, exchange rate fluctuations and other risks and factors beyond our control. • The forward-looking statements in this release reflect the current belief of Sheh fung screws company as of the date of this release. Sheh fung screws company undertakes no obligation to update these forward-looking statements for events or circumstances that occur subsequent to such date.

# 目錄

CONTENTS

01 公司簡介

02 市場分佈

03 研發方向

04 經營實績

05 未來展望

# 公司簡介



創立日期：1973.8.9



實收股本：5.4億元



主要產品：建築工程及戶外修繕用螺絲



員工人數：294人



杜泰源董事長



陳駿彥總經理



# 基本資料-廠區分佈

MANUFACTURING FACILITIES



彌陀

橋頭



# 競爭優勢



市場材料

功能改良

機械性質

貫穿能力  
扭力  
抗拉力

耐腐蝕

鹽霧  
500hrs~3000hrs  
酸雨  
15~30cycles

客戶服務

共同開發  
產品設計討論  
開發文件撰寫

# 產品應用面




木造  
房屋



鐵皮  
屋頂



木棧道



室內  
裝修

# 各市場主力產品



鑽尾螺絲

澳洲、歐洲



烤漆螺絲

美洲



Chipboard screws

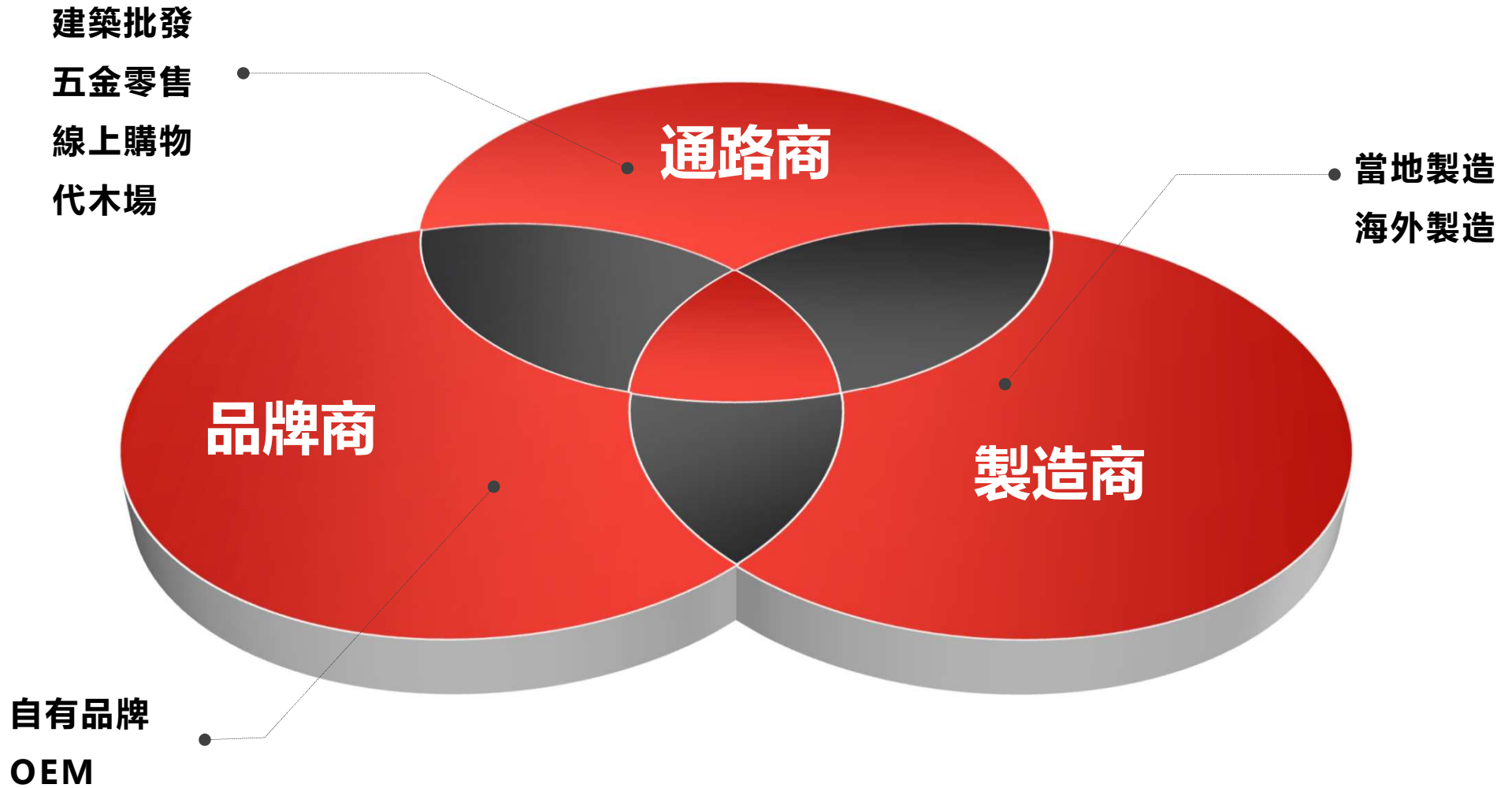
歐洲





sheh fung  
screws company  
世豐螺絲股份有限公司

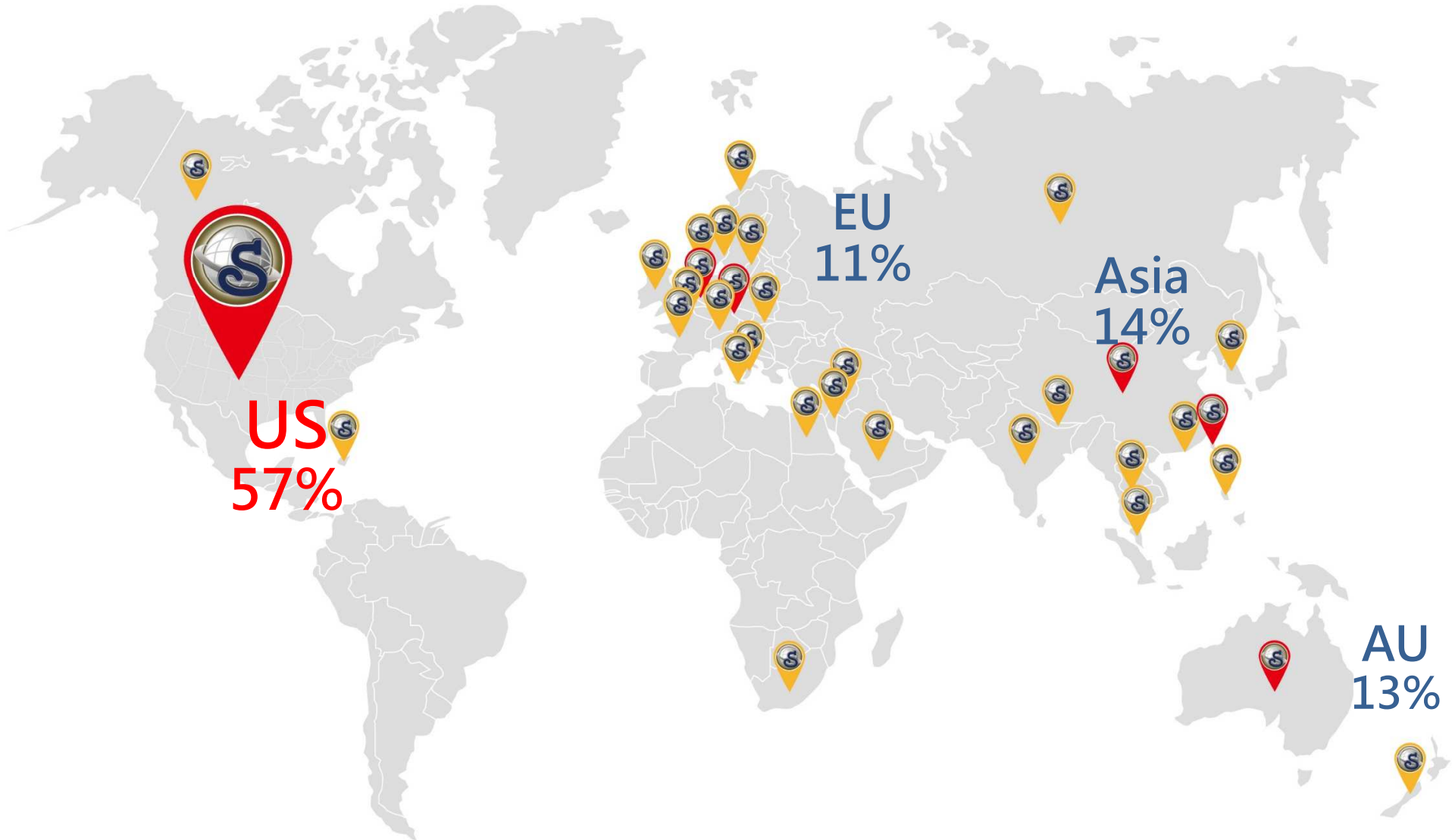
# 客戶屬性





sheh fung  
screws company  
世豐螺絲股份有限公司

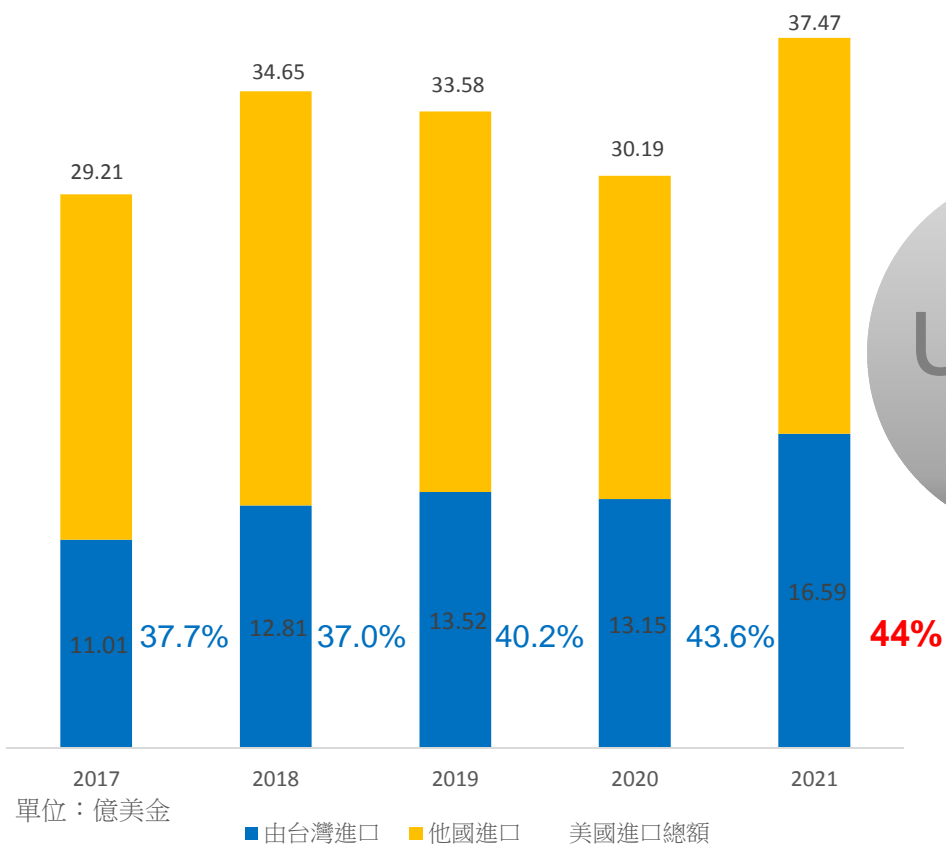
# 銷售市場分佈



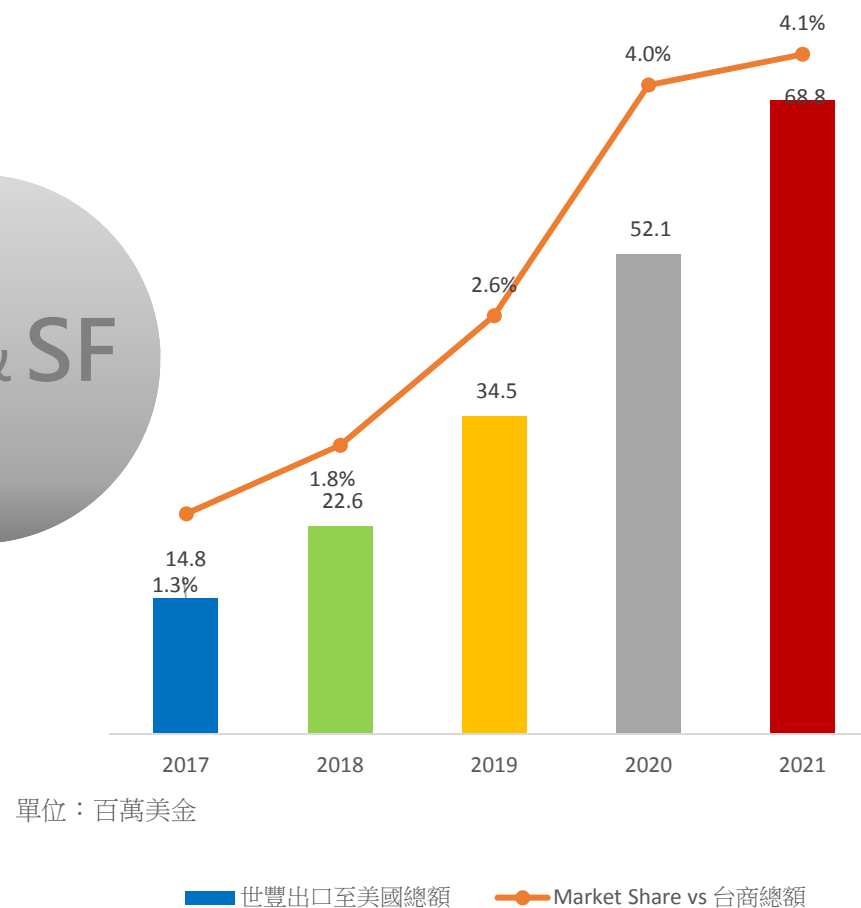


# 美國市場

美國進口總額



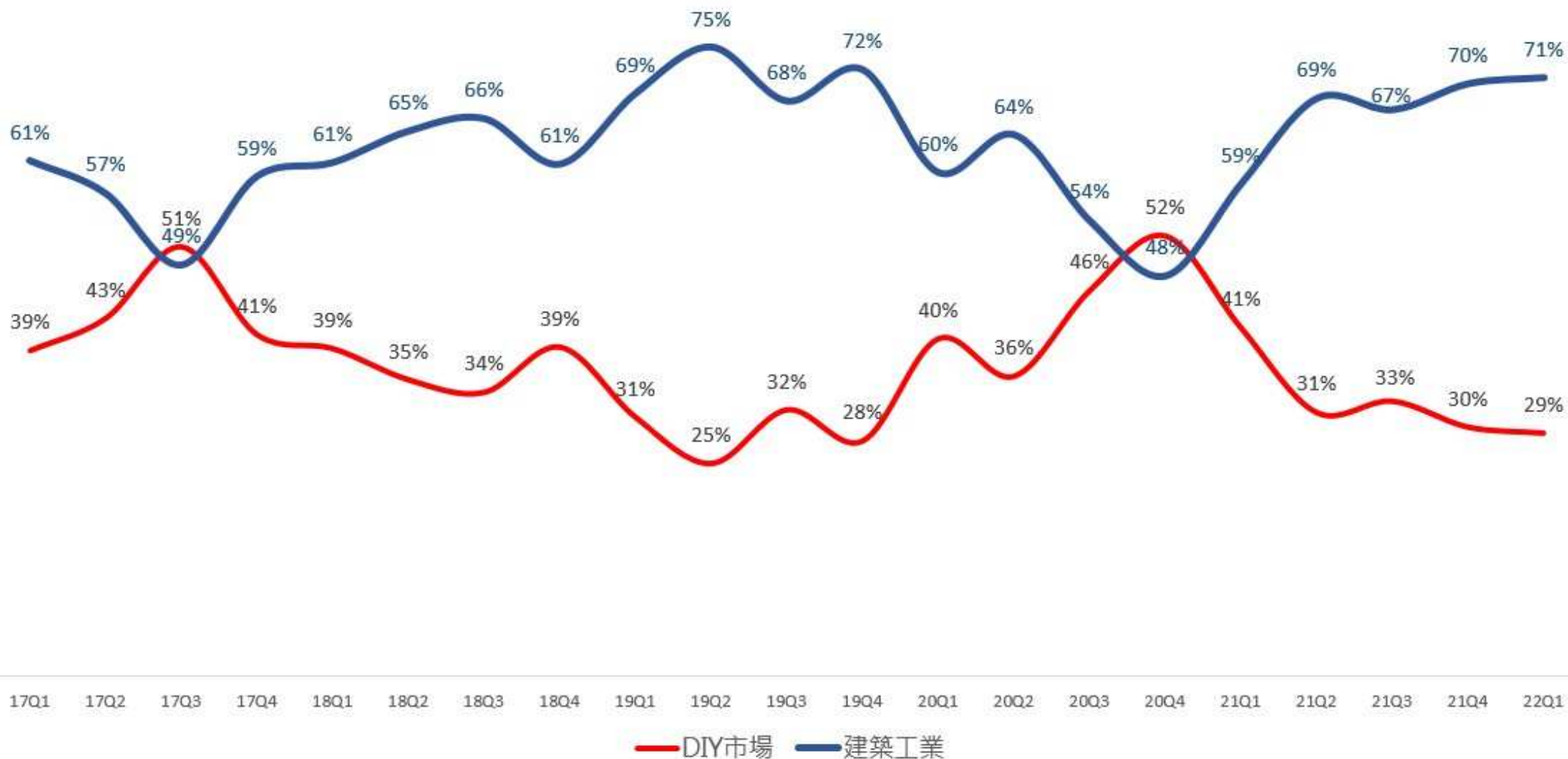
SF 出口至US



US & SF

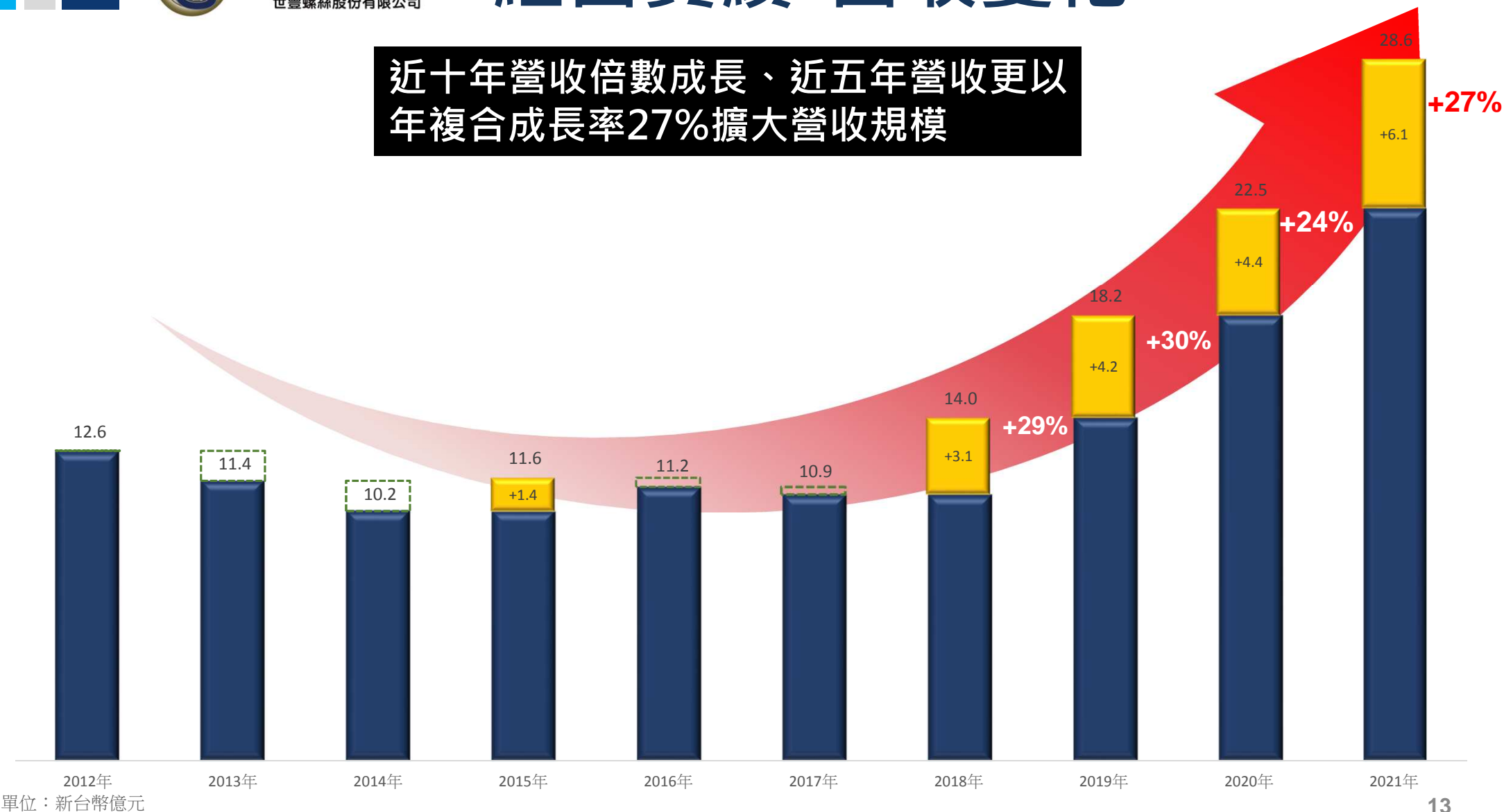


# 市場應用比率



# 經營實績-營收變化

近十年營收倍數成長、近五年營收更以年複合成長率27%擴大營收規模

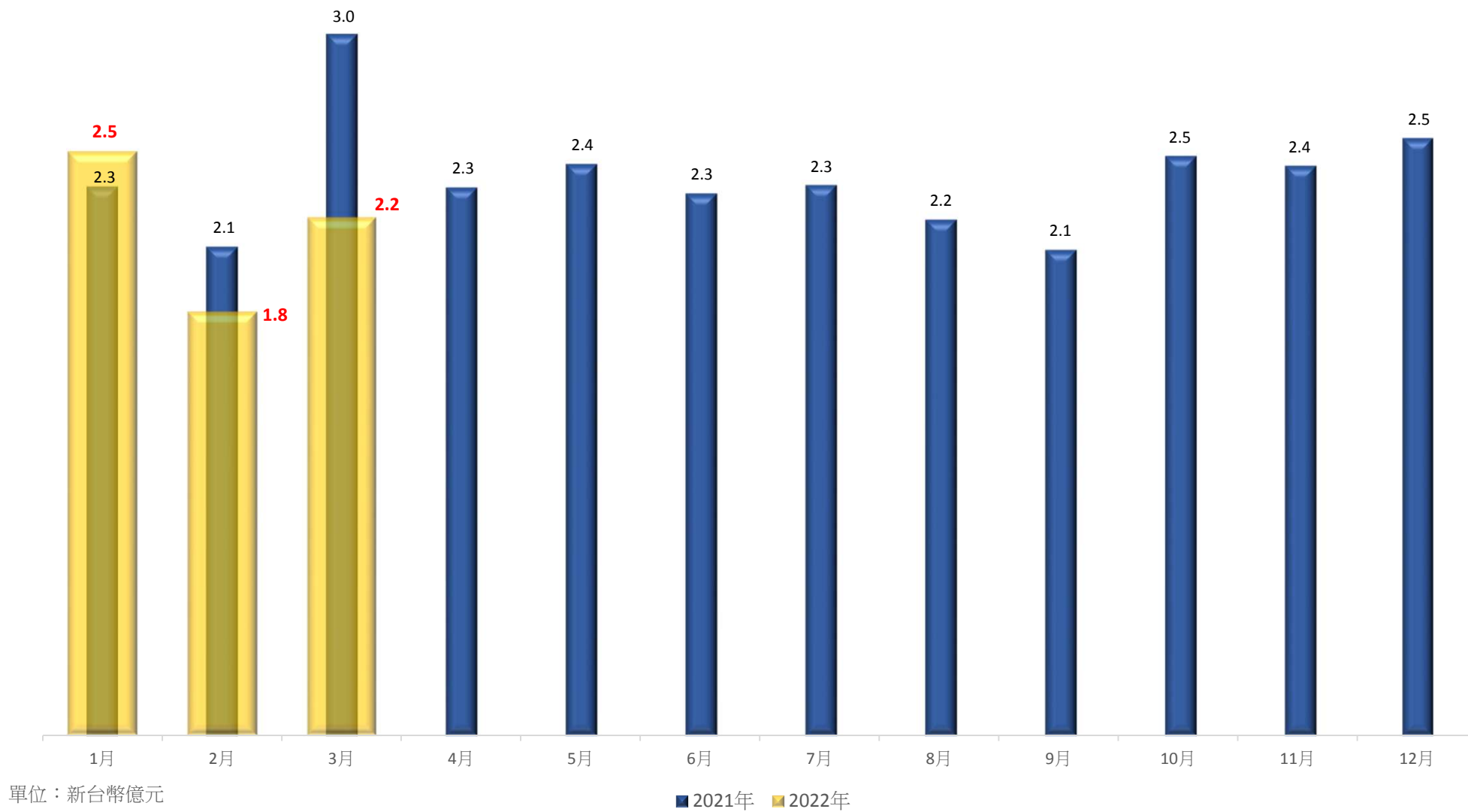


# 經營實績-五年度損益表

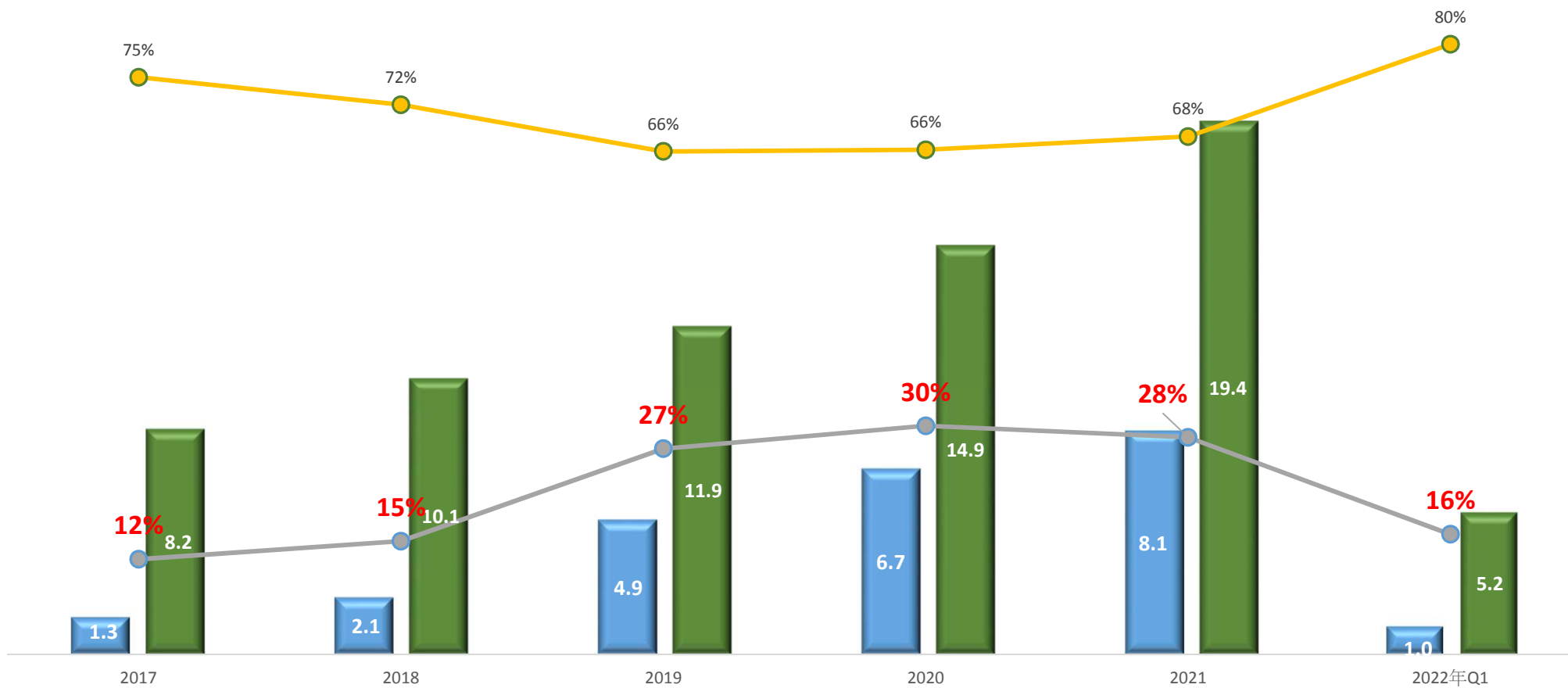
## INCOME STATEMENT

單位：仟元	2017年	2018年	2019年	2020年	2021年	2022年Q1
<b>營收</b>	<b>1,087,241</b>	<b>1,400,282</b>	<b>1,817,019</b>	<b>2,253,521</b>	<b>2,859,385</b>	<b>651,126</b>
成長(%)	-3%	29%	30%	24%	27%	
<b>營業毛利</b>	<b>143,565</b>	<b>230,611</b>	<b>343,072</b>	<b>372,835</b>	<b>569,240</b>	<b>132,979</b>
毛利率(%)	13.2%	16.5%	18.9%	16.5%	19.9%	20.4%
<b>營業費用</b>	<b>128,436</b>	<b>134,270</b>	<b>171,715</b>	<b>170,311</b>	<b>220,344</b>	<b>49,641</b>
費用率(%)	11.8%	9.6%	9.5%	7.6%	7.7%	7.6%
<b>營業淨利</b>	<b>15,129</b>	<b>96,341</b>	<b>171,715</b>	<b>202,524</b>	<b>348,896</b>	<b>83,338</b>
淨利率(%)	1.4%	6.9%	9.5%	9.0%	12.2%	12.8%
<b>稅後淨利</b>	<b>38,170</b>	<b>93,636</b>	<b>139,098</b>	<b>152,091</b>	<b>275,900</b>	<b>82,105</b>
稅後淨利率(%)	3.5%	6.7%	7.7%	6.7%	9.6%	12.6%
<b>員工人數</b>	<b>285</b>	<b>274</b>	<b>310</b>	<b>310</b>	<b>302</b>	<b>294</b>
人均產值(仟元/人)	3,815	5,111	5,861	7,269	9,468	2,215
<b>EPS</b>	<b>1.20</b>	<b>2.87</b>	<b>3.55</b>	<b>3.71</b>	<b>5.42</b>	<b>1.51</b>
股本(億元)	3.3	3.3	3.3	4.5	5.4	5.4

# 經營實績-各月營收



# 經營實績-分類比較

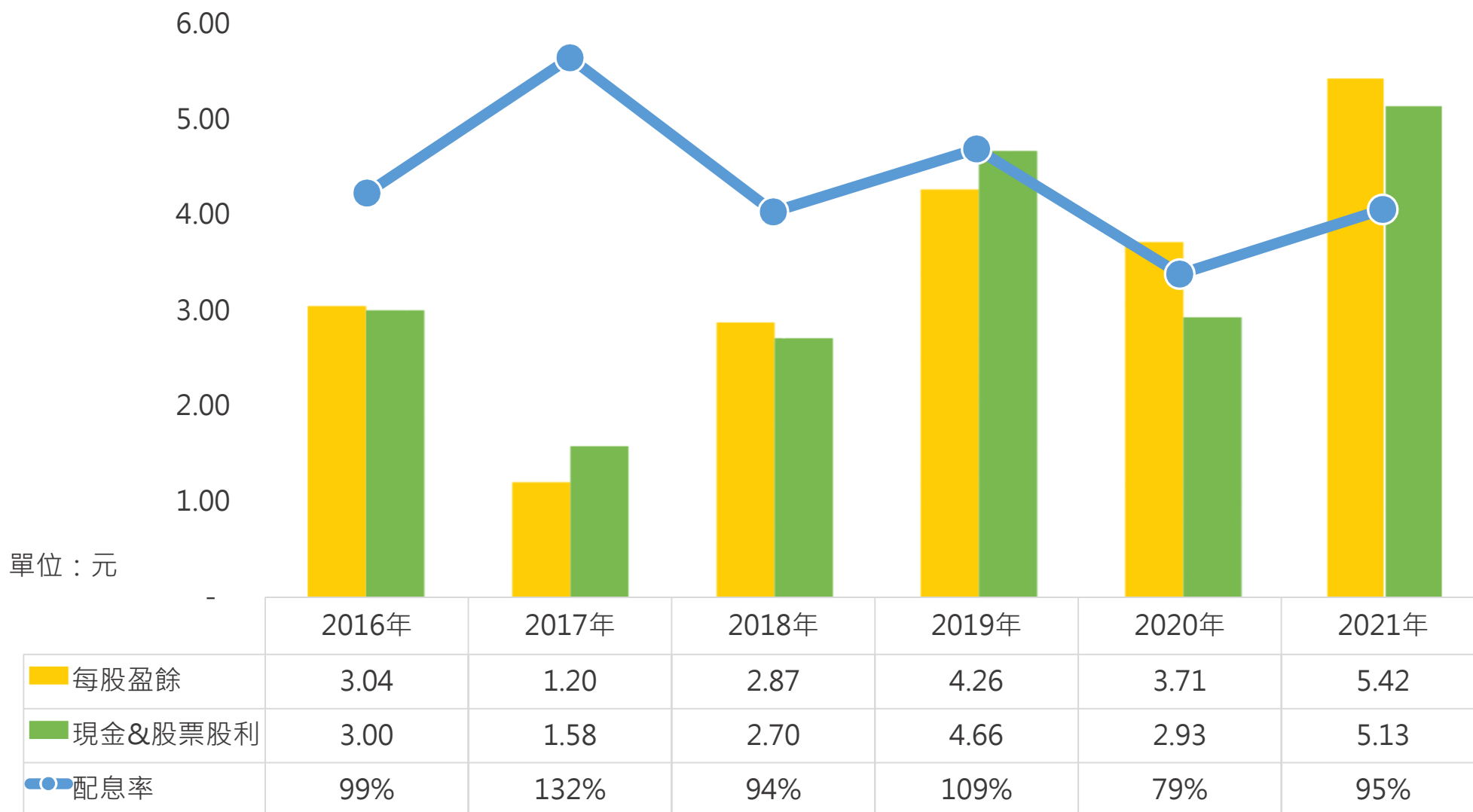


單位：新台幣億元

■ 長呎吋   
 ■ 中短呎吋   
 ● 長呎吋佔比%   
 ● 中短呎吋佔比%



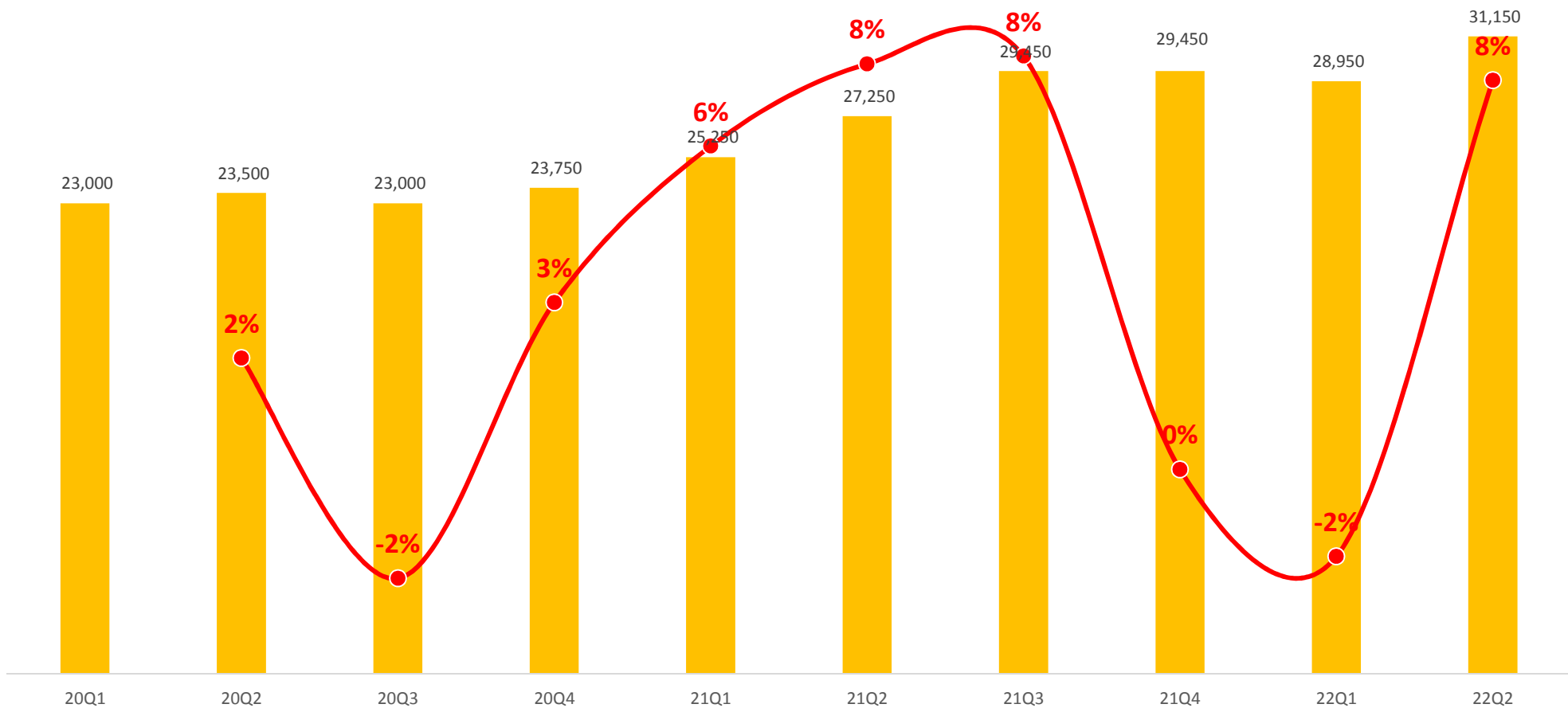
# 經營實績-股利配發狀況





sheh fung  
screws company  
世豐螺絲股份有限公司

# 盤元價格波動表



單位：元/噸

盤元基價 漲幅



# 扣件分銷商指數(FDI)

## Fastener Distribution Trends: March 2022

FASTENER DISTRIBUTION AT A GLANCE										
March 2022										
	----- Index Values -----								Direction	Rate of Change
	Mar	Feb	Jan	Dec	Nov	Oct	Sep	Aug		
ISM PMI (Manufacturing)	57.1	58.6	57.6	58.7	61.1	60.8	61.1	59.9	Growing	Slower
<b>FDI</b>	<b>57.2</b>	<b>56.0</b>	<b>52.7</b>	<b>56.2</b>	<b>57.6</b>	<b>56.1</b>	<b>54.2</b>	<b>55.4</b>	Growing	Faster
<b>FLI</b>	<b>65.4</b>	<b>55.6</b>	<b>62.8</b>	<b>63.7</b>	<b>64.0</b>	<b>64.5</b>	<b>69.5</b>	<b>73.0</b>	Growing	Faster
<b>(Other Metrics)</b>										
Sales	75.2	79.1	64.5	75.7	76.6	58.5	62.3	66.7	Growing	Slower
Employment	62.1	48.3	55.0	54.7	63.6	65.2	54.8	53.8	Growing	Faster
Supplier Deliveries	69.7	72.4	71.7	79.7	78.8	75.8	87.1	90.4	Growing	Slower
Respondent Inventories	50.0	56.9	41.7	46.9	53.0	51.5	43.5	36.5	Declining	Faster
Customer Inventories	21.2	25.9	18.3	15.6	15.2	21.2	9.7	7.7	Declining	Faster
Pricing, month-to-month	83.3	81.0	81.7	85.9	83.3	84.8	83.9	90.4	Growing	Faster
Pricing, year-to-year	95.5	94.8	95.0	96.9	95.5	95.5	93.5	96.2	Growing	Faster
Higher Same Lower										
6-Month Outlook -March			45%		45%		9%			
<p><i>FDI and Pricing are diffusion indexes. At 50, the performance of the category listed met expectations. A reading above 50 suggests the category outperformed expectations, while a reading below 50 suggests the category underperformed expectations.</i></p>										

Source: Baird, FCH Sourcing Network, Institute for Supply Management



# 未來展望 Future Perspectives



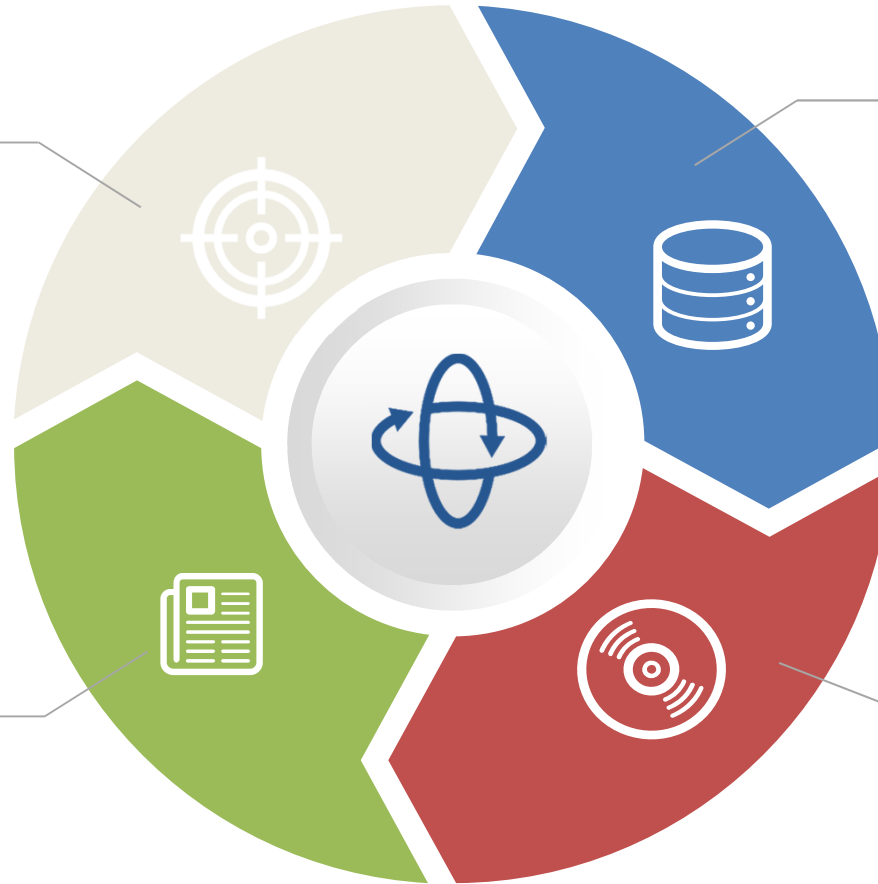
## 營運策略

- 存貨調控
- 依市場變化調控
- 廠房整合
- 獲利表現



## 財務結構

- 第二次CB發行
- 匯率波動
- 配息能力



## 市場佈局

- 美洲市場
- 歐洲反傾銷
- 越南進度



## 研發策略

- 新品開發
- 新客戶開發





# Q&A

## 敬請指教



sheh fung  
screws company  
世豐螺絲股份有限公司