



Sheh Fung Screws Co., Ltd
(SQL : 2065)

Investor Conference
Mar 29, 2023

Investor Relations Contact : Maggie Chen
07-6116116 # 303



DISCLAIMER STATEMENT

This presentation and release contain “forward-looking statements” which may include projections of future results of operations, financial condition or business prospects based on our own information and other sources. Our actual results of operations, financial condition or business prospects may differ from those expressed or implied in these forward-looking statements for a variety of reasons, including but not limited to market demand, price fluctuations, competition, international economic conditions, supply chain issues, exchange rate fluctuations and other risks and factors beyond our control. The forward-looking statements in this release reflect the current belief of Sheh Fung screws company as of the date of this release. Sheh Fung screws company undertakes no obligation to update these forward-looking statements for events or circumstances that occur subsequent to such date.

目錄

CONTENTS

01

General Introduction

02

Market Distribution

03

R & D Direction

04

Operating Performance

05

Future Prospects

General Introduction



Date of Establishment: 1973.8.9



Paid-in Capital: TWD 513 Million



Main Products: Construction Screws



Number of Employee: 315



*President
Terry Tu*



*General Manager
Kent Chen*



Manufacturing Facilities



Taiwan-Ciaotou

- Heat Treatment
- Electronic Plating
- Coating
- Head Coating



Taiwan-Mituo

- Heading
- Pinch Pointing
- Threading
- Packing



Vietnam

R & D Direction



New
Materials

Functional
Improvements

Mechanical
properties

Anti-corrosion

Customer
Service

Products Application

Wooden house



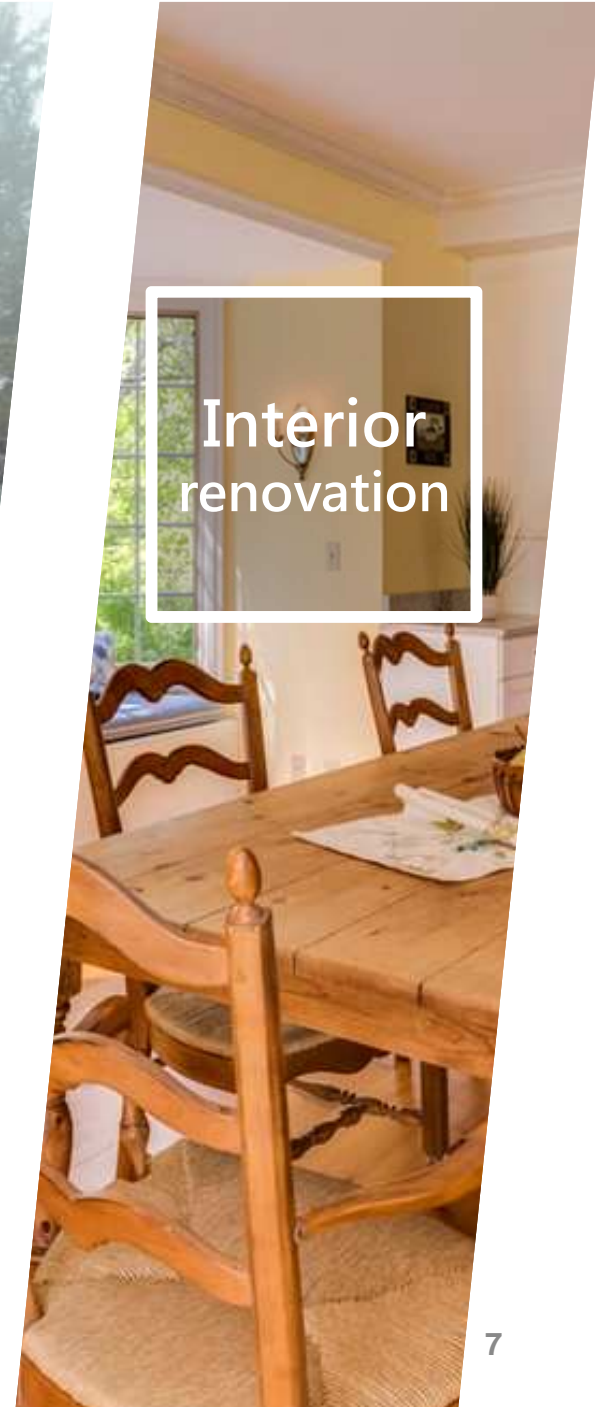
Iron roof



Wooden walkway



Interior renovation



Main Products in Various Markets



Self-drilling Screws
Australia 、 Europe



Painted Screws
US



Chipboard Screws
Europe



sheh fung
screws company
世豐螺絲股份有限公司

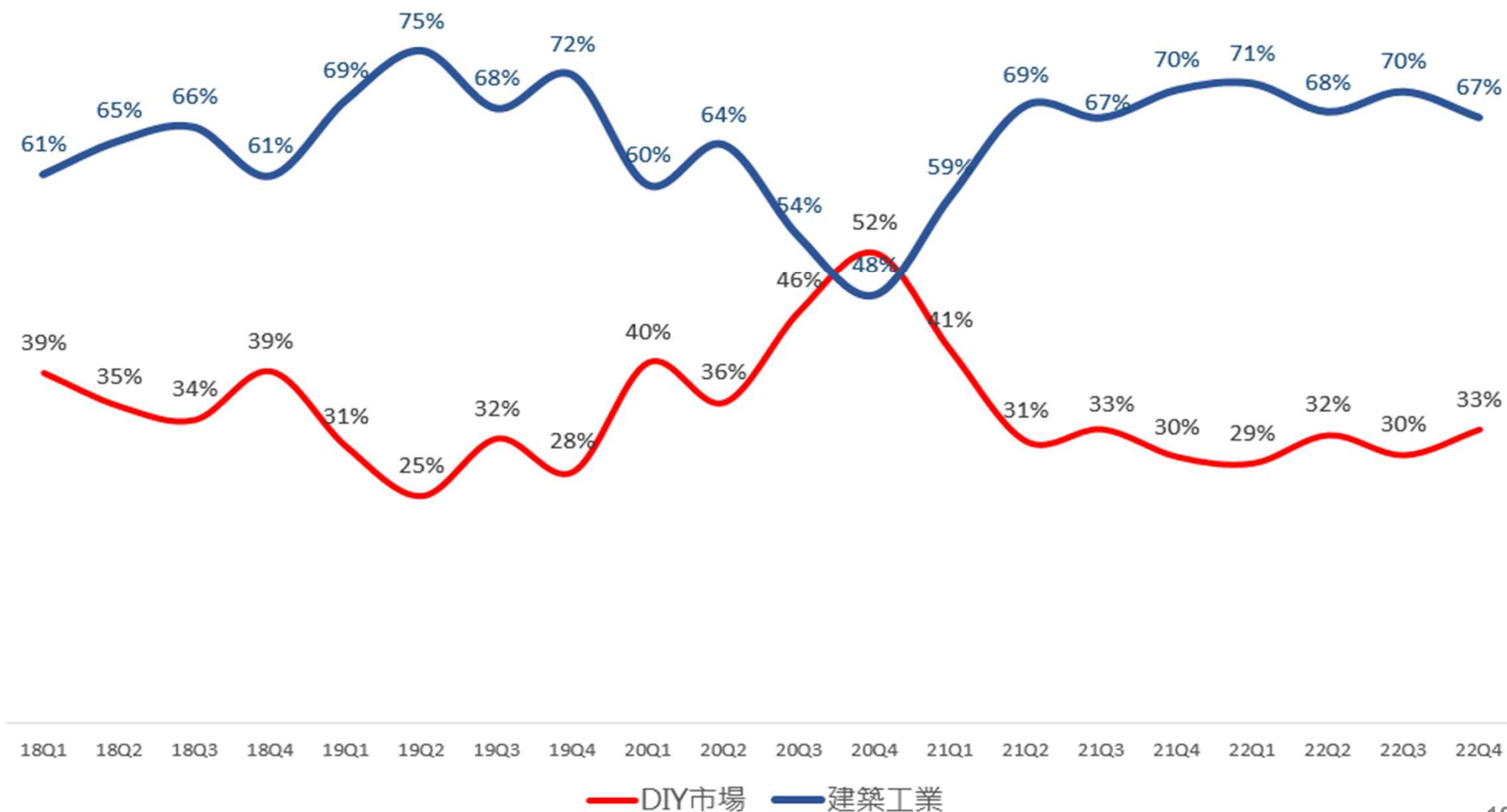
Market Distribution





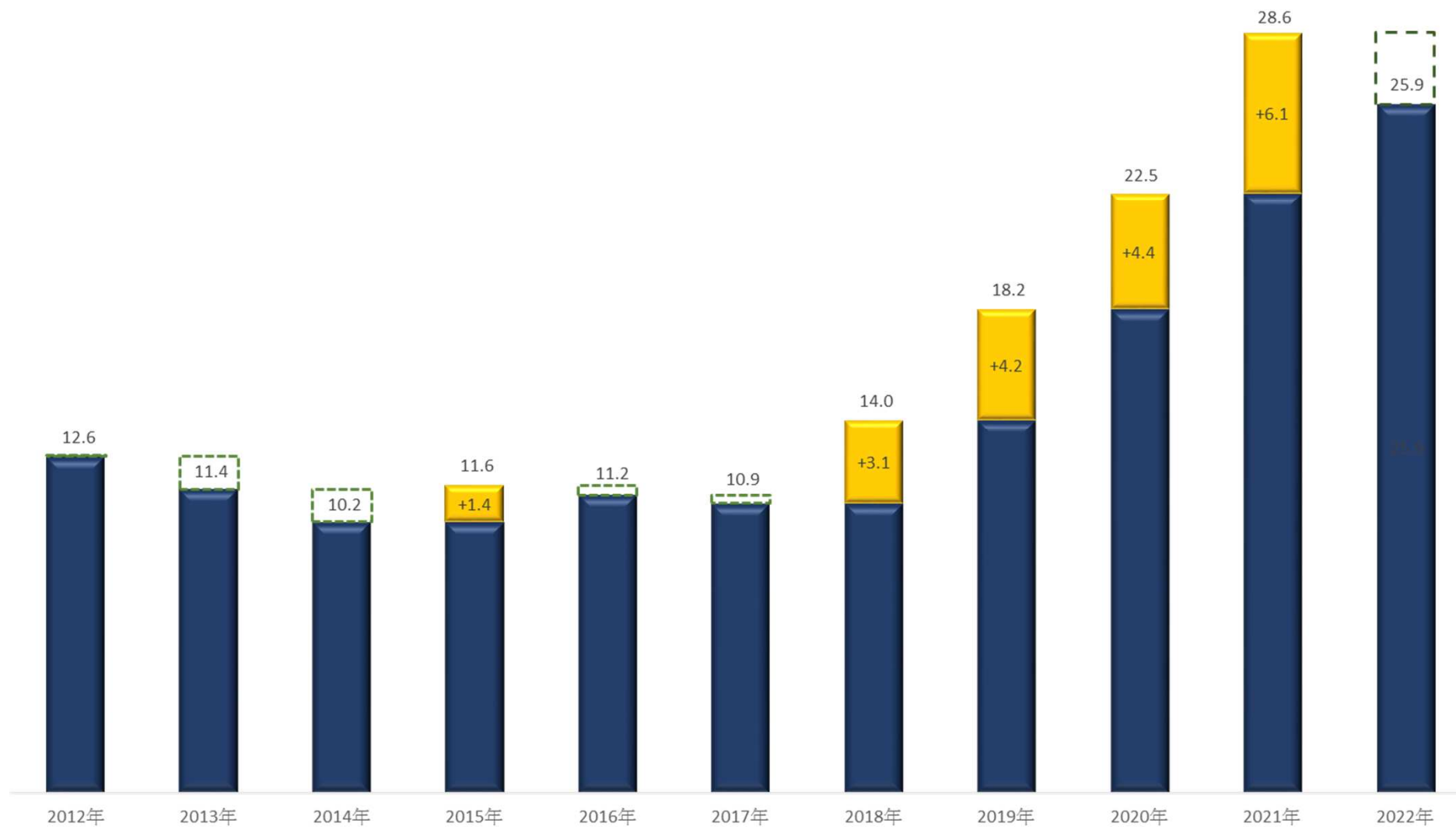
shih fung
screws company
世豐螺絲股份有限公司

Market Application





Annual Revenue Changes



UNIT : NT billion

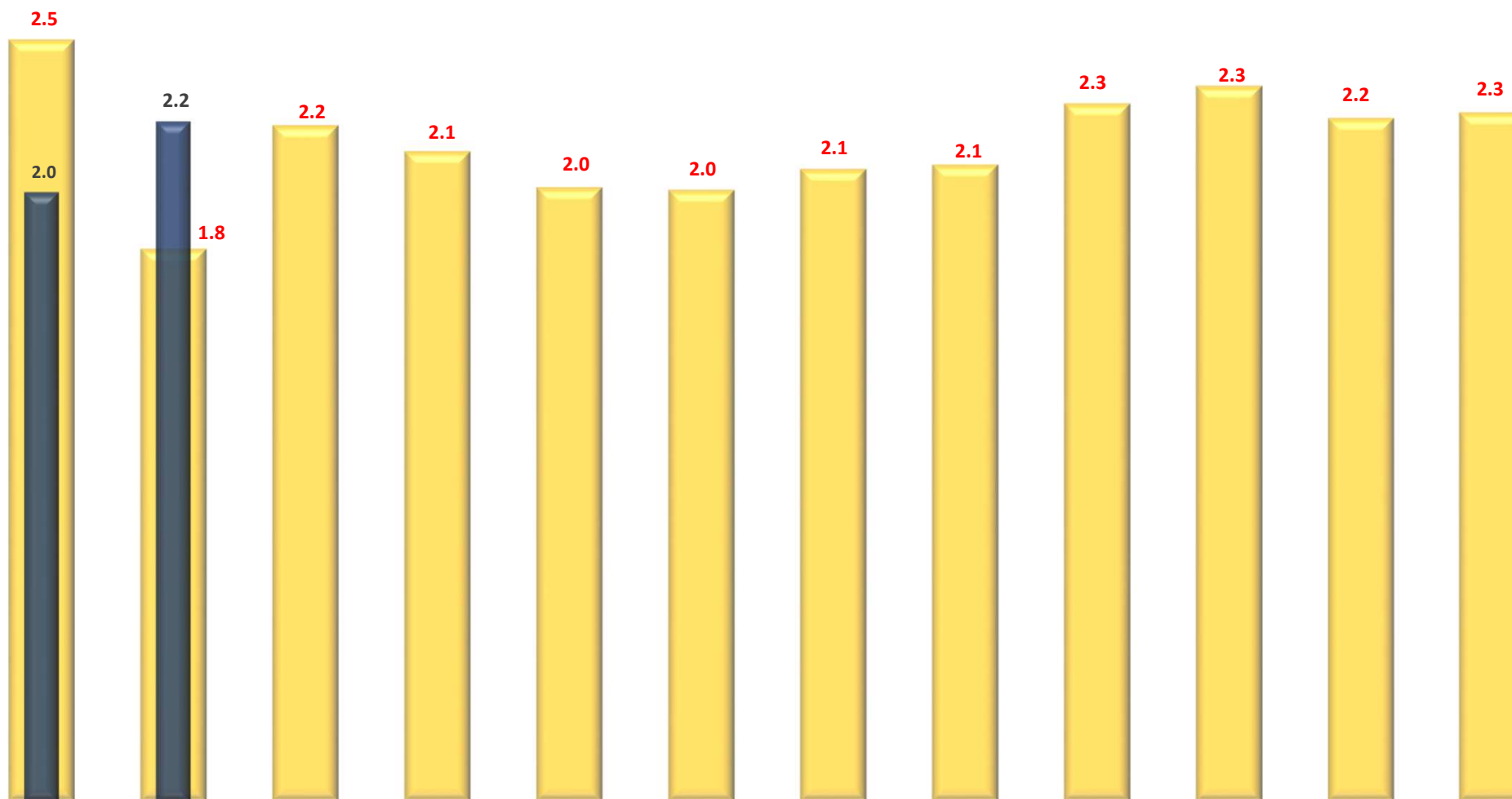
Operating Performance

INCOME STATEMENT

Unit : TWD 1,000

	2017	2018	2019	2020	2021	2022
Sales Revenues	1,087,241	1,400,282	1,817,019	2,253,521	2,859,385	2,591,122
Growth Ratio	-3%	29%	30%	24%	27%	-9%
Gross Profit	143,565	230,611	343,072	372,835	569,240	591,740
(%)	13.2%	16.5%	18.9%	16.5%	19.9%	22.8%
Operating expenses	128,436	134,270	171,715	170,311	220,344	197,130
(%)	11.8%	9.6%	9.5%	7.6%	7.7%	7.6%
Net operating income	15,129	96,341	171,715	202,524	348,896	394,610
(%)	1.4%	6.9%	9.5%	9.0%	12.2%	15.2%
Profit For the Period	38,170	93,636	139,098	152,091	275,900	370,177
(%)	3.5%	6.7%	7.7%	6.7%	9.6%	14.3%
Number of employee	285	274	310	310	302	315
Output per capita(per person)	3,815	5,111	5,861	7,269	9,468	8,226
EPS	1.20	2.87	3.55	3.71	5.42	6.95
Capital(Billion)	3.3	3.3	3.3	4.5	5.4	5.1

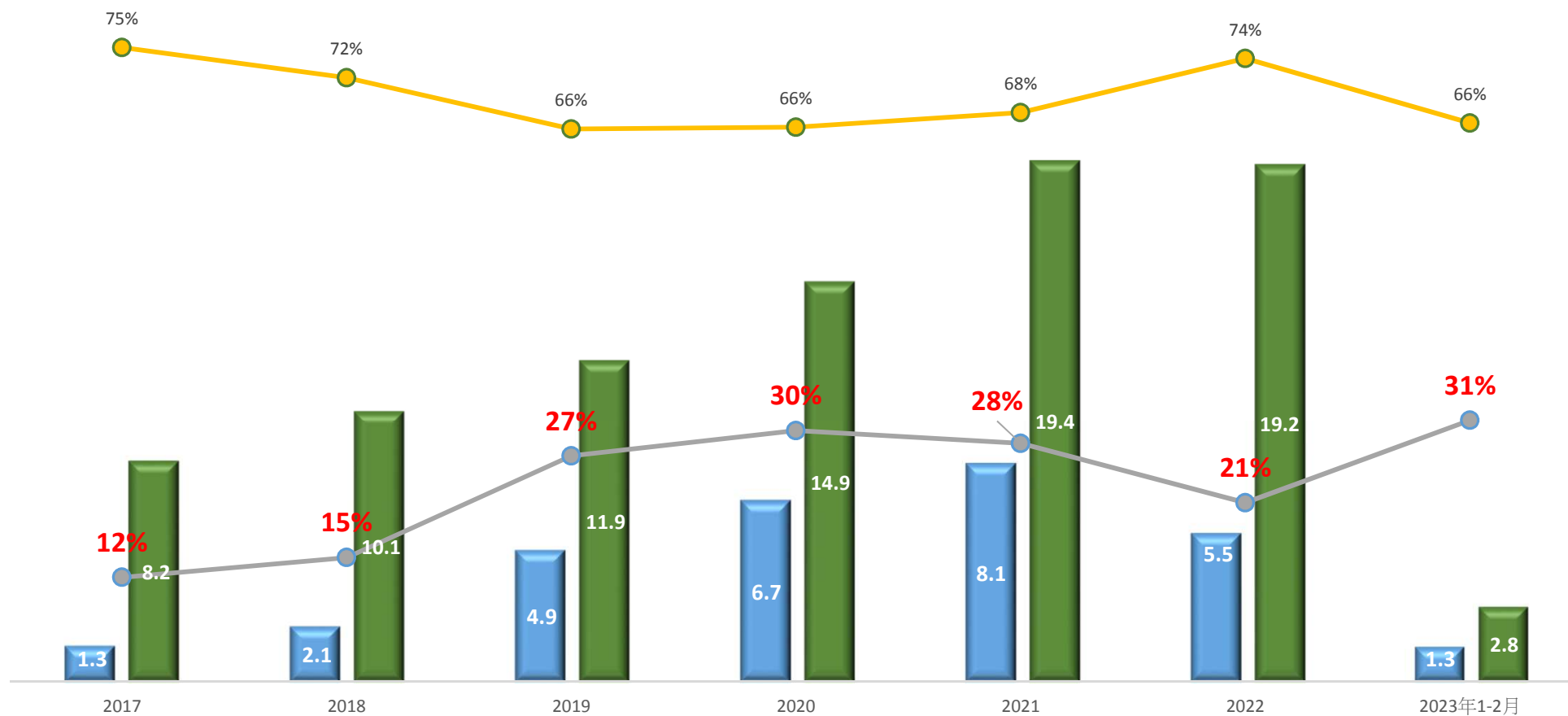
Monthly Revenue Changes



UNIT : NT billion

■ 2022年 ■ 2023年

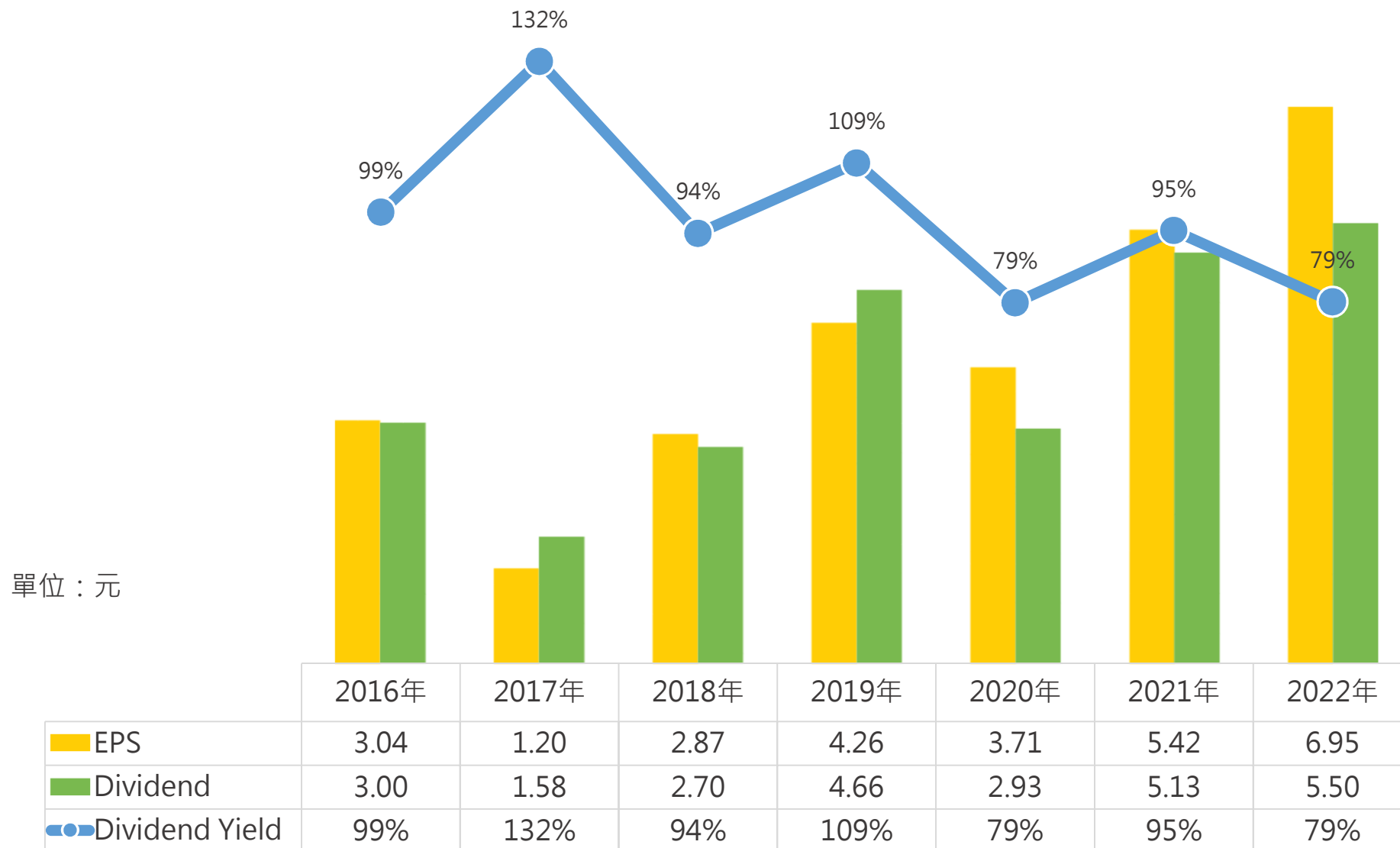
Screw Revenue changes by size



UNIT : NT billion

 長呎吋
  中短呎吋
  長呎吋佔比%
  中短呎吋佔比%

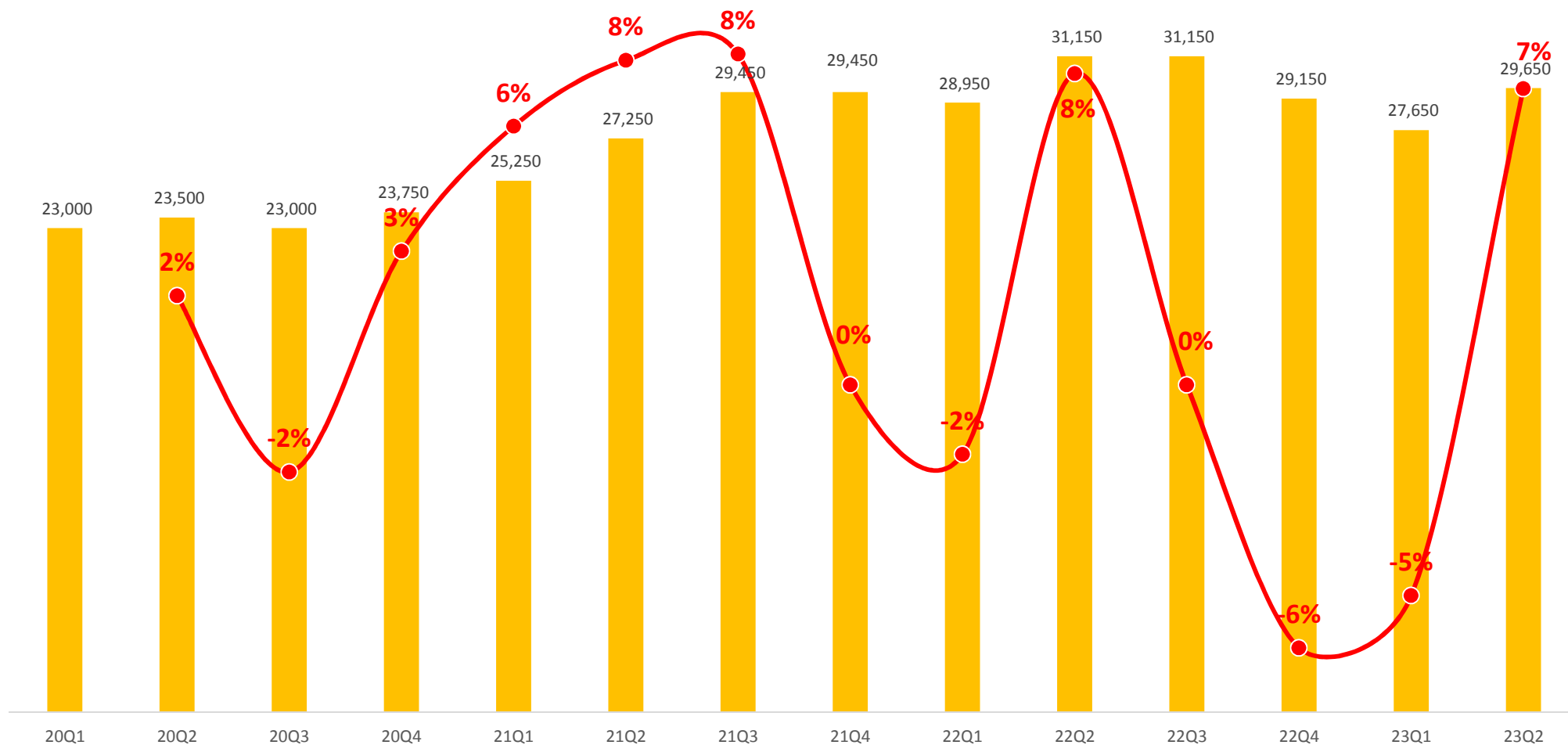
Operating Performance





shih fung
screws company
世豐螺絲股份有限公司

Raw Material price changes



單位：元/噸

盤元基價 漲幅



sheh fung
screws company
世豐螺絲股份有限公司

Future Perspectives

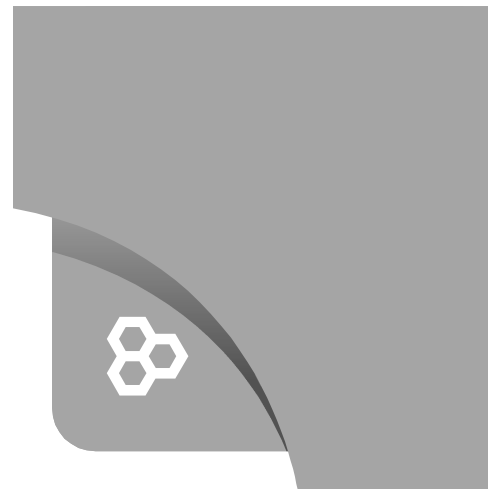
**Business
Strategy**



**Market
Planning**



**Financial
Structure**



**Product
Development**




Construction progress of the factory in Vietnam




2022/12

Construction progress
of the factory in Vietnam



2023/01

Construction progress of the factory in Vietnam



2023/02

Construction progress
of the factory in Vietnam



2023/03



Q&A



sheh fung
screws company
世豐螺絲股份有限公司